



The world of Fastening

MADE IN ITALY

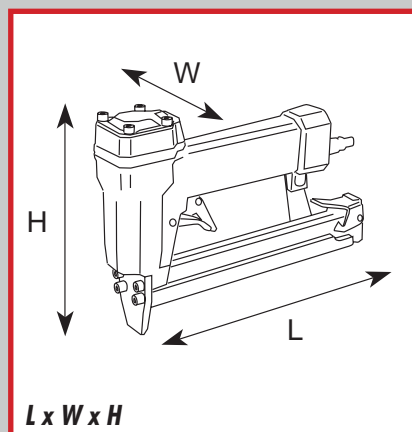


2019/2020

SPECIFICHE CHIODATRICI / TOOL SPECIFICATIONS

A	Chiodatrice potenziata Power pack version
AB	Speciale con dispositivo automatico per piegatura lamelle Special with automatic bending device
B	Caricamento dal basso Bottom loading
BDA	Caricamento dal basso, regolazione di profondità Bottom loading, dial adjustable depth control
BV	Caricamento dal basso, automatica Bottom loading, auto fire valve
C	Caricatore rinforzato Reinforced magazine
CNO-SAG	Speciale per il fissaggio di molle, caricatore corto Specialty tool for attaching spring clips, short magazine
CL	Caricatore lungo Long magazine
CDI	Speciale per costruzione di cassette con comando a distanza NC Specialty tool for wooden cases production with remote fire valve NC
CP	Speciale fissaggio cartone su bancale Special carton-to-skid
CPI	Speciale fissaggio cartone su bancale, doppia maniglia, prolunga allungata Special carton-to-skid, double handle, longer extension
CL2 / CL4	Caricatore lungo (capacità: 2-4 barrette) Long magazine (capacity: 2-4 strips)
CL2-5	Caricatore lungo (capacità: 2 barrette), caricamento dall'alto, comando a distanza NC, sicura posteriore Long magazine (capacity: 2 strips), top loading, remote fire valve NC, rear safety
CL2-5I	Caricatore lungo (capacità: 2 barrette), caricamento dall'alto, comando a distanza NC, sicura frontale Long magazine (capacity: 2 strips), top loading, remote fire valve NC, frontal safety
CL4-3	Caricatore lungo (capacità: 4 barrette), caricamento dall'alto, comando a distanza NC Long magazine (capacity: 4 strips), top loading, remote fire valve NC
CL4-4	Caricatore lungo (capacità: 4 barrette), caricamento dall'alto, comando a distanza NC, con supporto Long magazine (capacity: 4 strips), top loading, remote fire valve NC, with support
CLD3 / CLD4	Caricatore lungo (capacità: 3-4 barrette), caricamento dall'alto, comando a distanza NA Long magazine (capacity: 3-4 strips), top loading, remote fire valve NO
CLM	Caricatore lungo con caricamento dall'alto e sparo a contatto. Speciale per calzaturifici Long magazine, top loading and contact safety fire (no trigger). Specialty tool for shoe industry
CLT	Caricatore lungo, caricamento dall'alto, comando a distanza NC Long magazine, top loading, remote fire valve NC
CLT2 / CLT3 / CLT4	Caricatore lungo (capacità: 2-3-4 barrette), caricamento dall'alto, comando a distanza NC Long magazine (capacity: 2-3-4 strips), top loading, remote fire valve NC
CLTV	Caricatore lungo, caricamento dall'alto, automatica Long magazine, top loading, auto fire valve
CLV	Caricatore lungo, automatica Long magazine, auto fire valve
D	Distanziatore regolabile Adjustable spacer
DI	Speciale per costruzione di cassette con distanziali fissi Specialty tool for wooden cases production with fixed spacers
E	Versione leggera Light version
EPAL	Speciale per costruzione e riparazione bancali Specialty tool for pallet production and repairation
F	Speciale per pellicceria Specialty tool for furdressing
FA	Speciale per apicoltura Specialty tool apiculture
FL2	Speciale per parchetti, caricatore doppio Flooring applications, double lenght magazine
FV	Speciale per pellicceria, automatica Specialty tool for furdressing, with auto fire valve
G-G4	Fissaggio cornici per vetri Glazing
H	Testa rinforzata Hammer cap
LJ	Ganascia lunga Long jaw

LJC	Ganascia lunga, caricatore corto Long jaw, short magazine
LLJ	Ganascia extra lunga Extra long jaw
M	Funzionamento manuale Manual use
MC	Speciale per fissaggio metal connector Specialty tool for metal connector
MINI-REST	Speciale con supporto da banco Special with Mini-rest
NF	Naso sottile Thin nose
NO-SAG	Speciale per il fissaggio di molle Specialty tool for attaching spring clips
NS	Testina sottile con sicura Thin nose with safety
OC	Speciale per divaricazione graffe Outward clinch
P	Speciale per punti in plastica Special for polymer fasteners
PJ	Ganascia lunga, per settore automobilistico Long jaw, automotive industry
PF / PFI	Speciale per cornici e verniciatura telai Specialty tool for picture frames and frame painting
R	Speciale per fissaggio bussole Specialty tool for bushing
RB	Speciale con ribattitore Specialty with flexible anvil
RF	Speciale con ribattitore fisso Specialty with rigid anvil
ROC	Automazione per ribattitura con attivazione a contatto Clinching automation, contact activated
ROC2	Automazione per ribattitura con doppia aggraffatura, attivazione a contatto Clinching automation with two heads, contact activated
ROP	Automazione per ribattitura con attivazione a pedale Clinching automation, pedal activated
S	Sicura a contatto Contact safety device
SA	Braccio orizzontale Side arm
SCL	Caricatore lungo, sicura a contatto Long magazine, contact safety device
SJ	Ganascia corta Short jaw
SJC	Ganascia corta, caricatore corto Short jaw, short magazine
SJT	Ganascia corta per tubi Tube application short jaw
SL	Naso lungo (50mm) Long nose (2")
SL VL	Naso lungo (50mm), automatica con velocità limitata Long nose (2"), auto fire valve with limited speed
SLS	Naso lungo e sicura a contatto Long nose and contact safety device
SS	Senza sicura No safety device
V	Automatica Auto fire valve





GRAFFE - APPLICAZIONI INDUSTRIALI STAPLES - INDUSTRIAL APPLICATIONS

Leggere / Fine wire
Medie / Medium wire
Pesanti / Heavy wire

GRAFFE - APPLICAZIONI INDUSTRIALI
STAPLES - INDUSTRIAL APPLICATIONS

SPILLI E GROPPINI PINS & BRADS

SPILLI E GROPPINI
PINS & BRADS

GRAFFE PER IMBALLAGGIO CARTON CLOSING STAPLES

GRAFFE PER IMBALLAGGIO
CARTON CLOSING STAPLES

PUNTI E APPLICAZIONI SPECIALI SPECIAL FASTENERS AND APPLICATIONS

Pellicceria / Fur dressing & Apicoltura / Apiculture
Etichettatura / Labelling & Graffe corrugate / Corrugated staples
Cornici / Picture frames & Hog-rings / Hog-rings
Coperture in plastica / Wrapping & Graffe gruccioni / Staples for hanging
Imballo alimenti / Food packaging

PUNTI E APPLICAZIONI SPECIALI
SPECIAL FASTENERS AND APPLICATIONS

CHIODI NAILS

Stecca / Strip & Roofing / Roofing
Rotolo PVC 0° / 0° Coil PVC & Rotolo PVC 16° / 16° Coil PVC
Rotolo Elettr. 16° / 16° Wire Coil & EPAL / EPAL
Stecca PVC 21° / 21° Strip PVC & Stecca carta 34° / 34° Strip paper
Stecca carta 30° e PVC 30° / 30° Strip paper and 30° PVC

CHIODI
NAILS

PUNTI IN PLASTICA POLYMER FASTENERS

PUNTI IN PLASTICA
POLYMER FASTENERS

APPLICAZIONI MANUALI MANUAL APPLICATIONS

APPLICAZIONI MANUALI
MANUAL APPLICATIONS

AUTOMAZIONI E ACCESSORI AUTOMATIONS AND ACCESSORIES

Automazioni / Automations
Supporti chiodatrici / Tool Supports
Comandi a distanza / Remote fire valves


AUTOMAZIONI E ACCESSORI
AUTOMATIONS AND ACCESSORIES

COMPRESSORE E DOTAZIONI COMPRESSOR AND EQUIPMENT

Compressore / Compressor
Raccordi e Spirali / Airplugs and Hoses
Dotazioni / Equipment

COMPRESSORE E DOTAZIONI
COMPRESSOR AND EQUIPMENT





GRAFFE - APPLICAZIONI INDUSTRIALI STAPLES - INDUSTRIAL APPLICATIONS

Leggere / Fine wire
Medie / Medium wire
Pesanti / Heavy wire

**GRAFFE LEGGERE
FINE WIRE STAPLES**

3G

Serie chiodatrice Tool series	modello	misure impiegabili (mm)	capacità caricatore (n.punti)	pressione (kg/cm ²)	peso (kg)	consumo aria (litri/colpo)	dimensioni (mm - L x W x H)
	model	applicable sizes (inch)	magazine capacity (pieces)	pressure (PSI)	weight (lbs)	air consumption (ft ³ /cycle)	dimensions (inch - L x W x H)

**UTILIZZI
APPLICATIONS**

Tappezzeria, produzione di mobili, cornici, calzature, fodere, set TV o stereo, isolamento delle case, isolamento in feltro, produzione di dorsali di casse, finiture interne in legno.

Upholstery, furniture, picture frames, shoe making, dust covers, TV or stereo sets, home insulation, felt insulation, casebacks production, trimming.

**SPECIFICHE
SPECIFICATIONS**

Punti per barretta 167
Staples per strip 167

Finitura zincato
Finishing galvanized

A richiesta inox,
alluminio,
punte DP,
verniciato
On request stainless steel,
aluminium,
DP point,
painted



3G



Versione V - V model

100	3G	4 ÷ 14	175	3,5 ÷ 6	0,60	0,10	200 x 33 x 141
		5/32" ÷ 9/16"	175	50 ÷ 90	1,32	0,00353	7-7/8" x 1-5/16" x 5-9/16"
	3G V	4 ÷ 14	175	4 ÷ 6	0,60	0,10	200 x 33 x 141
		5/32" ÷ 9/16"	175	60 ÷ 90	1,32	0,00353	7-7/8" x 1-5/16" x 5-9/16"



3G.16



Versione SL VL
SL VL model



Versione V - V model



Versione NF - NF model



Versione SL - SL model



Versione H - H model

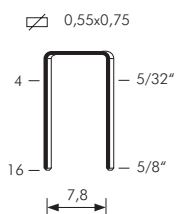
MINI	3G.16 NF	4 ÷ 16	185	4 ÷ 6	0,90	0,13	223 x 43 x 148
		5/32" ÷ 5/8"	185	60 ÷ 90	1,98	0,00459	8-3/4" x 1-11/16" x 5-13/16"
	3G.16 H	4 ÷ 16	185	4 ÷ 6	0,95	0,13	223 x 43 x 151
		5/32" ÷ 5/8"	185	60 ÷ 90	2,09	0,00459	8-3/4" x 1-11/16" x 5-15/16"
	3G.16 SL	4 ÷ 16	185	4 ÷ 6	1,00	0,18	223 x 43 x 198
		5/32" ÷ 5/8"	185	60 ÷ 90	2,20	0,00636	8-3/4" x 1-11/16" x 7-13/16"
	3G.16 SL VF	4 ÷ 16	185	4 ÷ 6	1,09	0,13	223 x 43 x 198
		5/32" ÷ 5/8"	185	60 ÷ 90	2,09	0,00459	8-3/4" x 1-11/16" x 7-13/16"
3G.16 V	4 ÷ 16	185	4 ÷ 6	0,95	0,13	223 x 43 x 151	
	5/32" ÷ 5/8"	185	60 ÷ 90	2,09	0,00459	8-3/4" x 1-11/16" x 5-15/16"	



3G.16 CL



Versione V - V model



Gauge: 23
Crown: .350" (11/32")

MINI	3G.16 CL	4 ÷ 16	360	4 ÷ 6	1,10	0,13	357 x 43 x 148
		5/32" ÷ 5/8"	360	60 ÷ 90	2,43	0,00459	14-1/16" x 1-11/16" x 5-13/16"
	3G.16 CLV	4 ÷ 16	360	4 ÷ 6	1,15	0,13	357 x 43 x 151
5/32" ÷ 5/8"		360	60 ÷ 90	2,54	0,00459	14-1/16" x 1-11/16" x 5-15/16"	



3G.16 CLT

MINI	3G.16 CLT	4 ÷ 16	360	4 ÷ 6	1,17	0,13	378 x 43 x 148
		5/32" ÷ 5/8"	360	60 ÷ 90	2,58	0,00459	14-7/8" x 1-11/16" x 5-13/16"

Serie chiodatrice EOL SERIES	modello	misure impiegabili (mm)	capacità caricatore (n.punti)	pressione (kg/cm ²)	peso (kg)	consumo aria (litri/colpo)	dimensioni (mm - L x W x H)
	model	applicable sizes (inch)	magazine capacity (pieces)	pressure (PSI)	weight (lbs)	air consumption (ft ³ /cycle)	dimensions (inch - L x W x H)

GRAFFE LEGGERE FINE WIRE STAPLES

68



68.16 H

MINI	68.16 H	4 ÷ 16	185	4 ÷ 6	0,90	0,13	223 x 43 x 151
		5/32" ÷ 5/8"	185	60 ÷ 90	1,98	0,00459	8-3/4" x 1-11/16" x 5-15/16"
	68.16 SL	4 ÷ 16	185	4 ÷ 6	1,00	0,18	223 x 43 x 198
		5/32" ÷ 5/8"	185	60 ÷ 90	2,20	0,00636	8-3/4" x 1-11/16" x 7-13/16"
68.16 V	4 ÷ 16	185	4 ÷ 6	0,95	0,13	223 x 43 x 151	
	5/32" ÷ 5/8"	185	60 ÷ 90	2,09	0,00459	8-3/4" x 1-11/16" x 5-15/16"	



Versione SL - SL model



Versione V - V model

UTILIZZI APPLICATIONS

Tappezzeria, produzione di mobili, isolamento in feltro, finiture interne in legno.

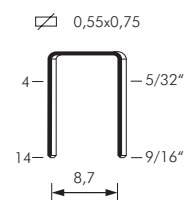
Upholstery, production of furniture, felt insulation, trimming.

SPECIFICHE SPECIFICATIONS

Punti per barretta 167
Staples per strip 167

Finitura zincato
Finishing galvanized

A richiesta On request
inox, verniciato stainless steel, painted



Gauge: 23
Crown: .386" (3/8")

GRAFFE LEGGERE
FINE WIRE STAPLES

SJK

serie chiodatrice Tool series	modello	misure impiegabili (mm)	capacità caricatore (n.punti)	pressione (kg/cm ²)	peso (kg)	consumo aria (litri/colpo)	dimensioni (mm - L x W x H)
	model	applicable sizes (inch)	magazine capacity (pieces)	pressure (PSI)	weight (lbs)	air consumption (ft ³ /cycle)	dimensions (inch - L x W x H)



SJK.16

MINI	SJK.16	4 ÷ 16	170	4 ÷ 6	0,90	0,13	223 x 43 x 148
		5/32" ÷ 5/8"	170	60 ÷ 90	1,98	0,00459	8-3/4" x 1-11/16" x 5-13/16"

UTILIZZI
APPLICATIONS

Tappezzeria, produzione di calzature, mobili da giardino, ombrelli e spazzole.

Upholstery, shoe making, garden furniture, umbrellas and brushes.

SPECIFICHE
SPECIFICATIONS

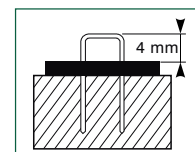
Punti per barretta 167
Staples per strip 167

Finitura zincato
Finishing galvanized

A richiesta inox HT (filo alta resistenza)
On request stainless steel, HT (high tensile wire)



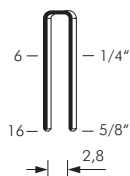
SJK.16 CLM



Versione CLM - CLM model

MINI	SJK.16 CLM	8 ÷ 16	360	4 ÷ 6	1,17	0,13	378 x 43 x 152
		5/16" ÷ 5/8"	360	60 ÷ 90	2,36	0,00459	14-7/8" x 1-11/16" x 6"

0,55x0,75



Gauge: 23
Crown: .154" (5/32")



SJK.16 CLT

MINI	SJK.16 CLT	4 ÷ 16	360	4 ÷ 6	1,17	0,13	378 x 43 x 148
		5/32" ÷ 5/8"	360	60 ÷ 90	2,58	0,00459	14-7/8" x 1-11/16" x 5-13/16"

Serie: chiodatrice E.O. SERIES	modello	misure impieghiabili (mm)	capacità caricatore (n.punti)	pressione (kg/cm ²)	peso (kg)	consumo aria (litri/colpo)	dimensioni (mm - L x W x H)
	model	applicable sizes (inch)	magazine capacity (pieces)	pressure (PSI)	weight (lbs)	air consumption (ft ³ /cycle)	dimensions (inch - L x W x H)

GRAFFE LEGGERE FINE WIRE STAPLES

64



64.16



Versione NF - NF model



Versione SL - SL model



Versione V - V model

UTILIZZI APPLICATIONS

Tappezzeria, produzione di mobili, cornici, calzature, fodere, set TV o stereo, isolamento delle case, isolamento in feltro, produzione di dorsi di casse, finiture interne in legno.

Upholstery, furniture, picture frames, shoe making, dust covers, TV or stereo sets, home insulation, felt insulation, casebacks production, trimming.

MINI	64.16	4 ÷ 16 5/32" ÷ 5/8"	185	4 ÷ 6 60 ÷ 90	0,90 1,98	0,13 0,00459	223 x 43 x 148 8-3/4" x 1-11/16" x 5-13/16"
	64.16 NF	4 ÷ 16 5/32" ÷ 5/8"	185	4 ÷ 6 60 ÷ 90	0,90 1,98	0,13 0,00459	223 x 43 x 148 8-3/4" x 1-11/16" x 5-13/16"
64.16 SL	4 ÷ 16 5/32" ÷ 5/8"	185	4 ÷ 6 60 ÷ 90	1,00 2,20	0,18 0,00636	223 x 43 x 198 8-3/4" x 1-11/16" x 7-13/16"	
64.16 V	4 ÷ 16 5/32" ÷ 5/8"	185	4 ÷ 6 60 ÷ 90	0,95 2,09	0,13 0,00459	223 x 43 x 151 8-3/4" x 1-11/16" x 5-15/16"	



64.16 CL



Versione V - V model

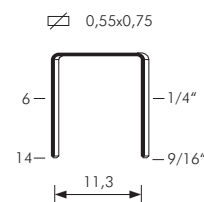
SPECIFICHE SPECIFICATIONS

Punti per barretta Staples per strip	167 167
Finitura Finishing	zincato galvanized
A richiesta On request	stanox liquor finish

MINI	64.16 CL	4 ÷ 16 5/32" ÷ 5/8"	360	4 ÷ 6 60 ÷ 90	1,10 2,43	0,13 0,00459	357 x 43 x 148 14-1/16" x 1-11/16" x 5-13/16"
	64.16 CLV	4 ÷ 16 5/32" ÷ 5/8"	360	4 ÷ 6 60 ÷ 90	1,15 2,54	0,13 0,00459	357 x 43 x 151 14-1/16" x 1-11/16" x 5-15/16"



64.16 CLT



Gauge: 23
Crown: .492" (1/2")

MINI	64.16 CLT	4 ÷ 16 5/32" ÷ 5/8"	360	4 ÷ 6 60 ÷ 90	1,17 2,58	0,13 0,00459	378 x 43 x 148 14-7/8" x 1-11/16" x 5-13/16"
------	-----------	------------------------	-----	------------------	--------------	-----------------	---

GRAFFE LEGGERE
FINE WIRE STAPLES

62

Serie chiodatrice Tool series	modello	misure impiegabili (mm)	capacità caricatore (n.punti)	pressione (kg/cm ²)	peso (kg)	consumo aria (litri/colpo)	dimensioni (mm - L x W x H)
	model	applicable sizes (inch)	magazine capacity (pieces)	pressure (PSI)	weight (lbs)	air consumption (ft ³ /cycle)	dimensions (inch - L x W x H)

UTILIZZI
APPLICATIONS

Tappezzeria, produzione di mobili, cornici, calzature, fodere, set TV o stereo, isolamento delle case, isolamento in feltro, produzione di dorsi di casse, finiture interne in legno.

Upholstery, furniture, picture frames, shoe making, dust covers, TV or stereo sets, home insulation, felt insulation, casebacks production, trimming.

SPECIFICHE
SPECIFICATIONS

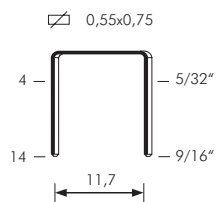
Punti per barretta 167
Staples per strip 167

Finitura zincato
Finishing galvanized

A richiesta OC
(chiusura gambe verso l'interno)



On request OC
(inward clinch)



Gauge: 23
Crown: .500" (1/2")



62.16



Versione SL - SL model

MINI	62.16	4 ÷ 16	185	4 ÷ 6	0,90	0,13	223 x 43 x 148
		5/32" ÷ 5/8"	185	60 ÷ 90	1,98	0,00459	8-3/4" x 1-11/16" x 5-13/16"
MINI	62.16 SL	4 ÷ 16	185	4 ÷ 6	1,00	0,18	223 x 43 x 198
		5/32" ÷ 5/8"	185	60 ÷ 90	2,20	0,00636	8-3/4" x 1-11/16" x 7-13/16"



62.16 RB4

MINI	62.16 RB4	6 ÷ 16	340	4 ÷ 6	1,27	0,13	416 x 43 x 177
		1/4" ÷ 5/8"	340	60 ÷ 90	2,80	0,00459	16-3/8" x 1-11/16" x 7"



62.16 CLV

MINI	62.16 CLV	4 ÷ 16	360	4 ÷ 6	1,15	0,13	357 x 43 x 151
		5/32" ÷ 5/8"	360	60 ÷ 90	2,54	0,00459	14-1/16" x 1-11/16" x 5-15/16"



62.16 CLTV

MINI	62.16 CLTV	4 ÷ 16	340	4 ÷ 6	1,18	0,13	362 x 43 x 148
		5/32" ÷ 5/8"	340	60 ÷ 90	2,60	0,00459	14-1/4" x 1-11/16" x 5-13/16"

Serie chiodatrice EOL SERIES	modello	misure impiegabili (mm)	capacità caricatore (n.punti)	pressione (kg/cm ²)	peso (kg)	consumo aria (litri/colpo)	dimensioni (mm - L x W x H)
	model	applicabile sizes (inch)	magazine capacity (pieces)	pressure (PSI)	weight (lbs)	air consumption (ft ³ /cycle)	dimensions (inch - L x W x H)

GRAFFE LEGGERE FINE WIRE STAPLES

99

UTILIZZI APPLICATIONS

Produzione di calzature,
oggettistica in legno, sedie a
sdraio.

Shoe making, wooden articles
and deckchairs.



99.16

ANIMI	99.16	4 ÷ 16	130	4 ÷ 6	0,90	0,13	223 x 43 x 148
		5/32" ÷ 5/8"	130	60 ÷ 90	1,98	0,00459	8-3/4" x 1-11/16" x 5-13/16"

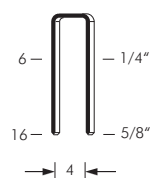
SPECIFICHE SPECIFICATIONS

Punti per barretta 125
Staples per strip 125

Finitura zincato
Finishing galvanized

A richiesta verniciato
On request painted

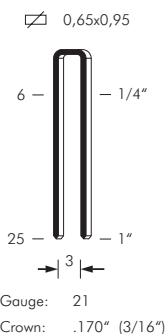
0,55x1,00



Gauge: 21
Crown: .200" (7/32")

GRAFFE LEGGERE
FINE WIRE STAPLES

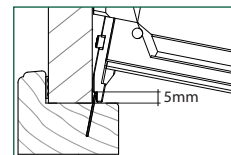
4097



Serie chiodine Tool series	modello	misure impiegabili (mm)	capacità caricatore (n.punti)	pressione (kg/cm ²)	peso (kg)	consumo aria (litri/colpo)	dimensioni (mm - L x W x H)
	model	applicable sizes (inch)	magazine capacity (pieces)	pressure (PSI)	weight (lbs)	air consumption (ft ³ /cycle)	dimensions (inch - L x W x H)



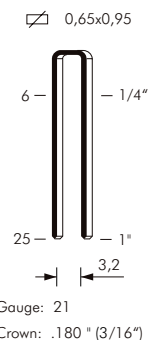
4097 G



Versione G - G model

100	4097 G	12 ÷ 16	130	3,5 ÷ 6	0,70	0,10	214 x 60 x 153
		1/2" ÷ 5/8"	130	50 ÷ 90	1,54	0,00353	8-7/16" x 2-3/8" x 5-15/16"

40



4097.16



Versione SL - SL model



Versione V - V model

MINI	4097.16	4 ÷ 16	135	4 ÷ 6	0,90	0,13	223 x 43 x 148
		5/32" ÷ 5/8"	135	60 ÷ 90	1,98	0,00459	8-3/4" x 1-11/16" x 5-13/16"
	4097.16 SL	4 ÷ 16	135	4 ÷ 6	1,00	0,18	223 x 43 x 198
		5/32" ÷ 5/8"	135	60 ÷ 90	2,20	0,00636	8-3/4" x 1-11/16" x 7-13/16"
	4097.16 V	4 ÷ 16	135	4 ÷ 6	0,95	0,13	223 x 43 x 148
		5/32" ÷ 5/8"	135	60 ÷ 90	2,09	0,00459	8-3/4" x 1-11/16" x 5-13/16"

UTILIZZI APPLICATIONS

Produzione di calzature, oggetti in legno per la casa, ombrelli e spazzole, intelaiatura e finitura mobili, produzione mobili in rattan, mobiletti, cornici, perlinati, intelaiature per porte.

Shoemaking, production of home wooden articles, brushes, umbrellas, furniture framing and finishing, production of rattan furniture, cabinets, frames, beading, door framing.



4097.16 CL



Versione V - V model

MINI	4097.16 CL	4 ÷ 16	270	4 ÷ 6	1,10	0,13	357 x 43 x 148
		5/32" ÷ 5/8"	270	60 ÷ 90	2,43	0,00459	14-1/16" x 1-11/16" x 5-13/16"
	4097.16 CLV	4 ÷ 16	270	4 ÷ 6	1,15	0,13	357 x 43 x 151
		5/32" ÷ 5/8"	270	60 ÷ 90	2,54	0,00459	14-1/16" x 1-11/16" x 5-15/16"

SPECIFICHE SPECIFICATIONS

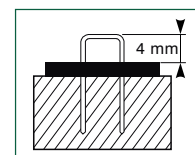
Punti per barretta 125
Staples per strip 125

Finitura zincato
Finishing galvanized

A richiesta inox, kanthal, verniciato, punta DP, alluminio, HT (filo alta resistenza)
On request stainless steel, kanthal, painted, DP point, aluminium, HT (high tensile wire)



4097.16 CLM



Versione CLM - CLM model

MINI	4097.16 CLM	8 ÷ 16	285	4 ÷ 6	1,17	0,13	378 x 43 x 152
		5/16" ÷ 5/8"	285	60 ÷ 90	2,58	0,00459	14-7/8" x 1-11/16" x 6"

Serie chiodatrice EOL SERIES	modello	misure impieghiabili (mm)	capacità caricatore (n.punti)	pressione (kg/cm ²)	peso (kg)	consumo aria (litri/colpo)	dimensioni (mm - L x W x H)
	model	applicable sizes (inch)	magazine capacity (pieces)	pressure (PSI)	weight (lbs)	air consumption (ft ³ /cycle)	dimensions (inch - L x W x H)

GRAFFE LEGGERE
FINE WIRE STAPLES

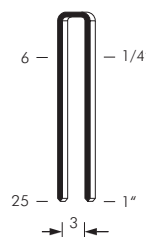
4097



4097.16 CLT

MINI	4097.16 CLT	4 ÷ 16 5/32" ÷ 5/8"	285	4 ÷ 6 60 ÷ 90	1,17 2,58	0,13 0,00459	378 x 43 x 148 14-7/8" x 1-11/16" x 5-13/16"
------	-------------	------------------------	-----	------------------	--------------	-----------------	---

∅ 0,65x0,95



Gauge: 21
Crown: .170" (3/16")



4097.25



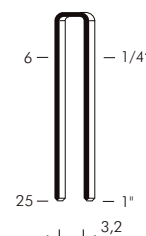
Versione SL - SL model



Versione V - V model

220	4097.25	12 ÷ 25 1/2" ÷ 1"	135	5 ÷ 6,5 70 ÷ 95	1,10 2,43	0,31 0,01095	226 x 50 x 211 8-7/8" x 2" x 8-5/16"
	4097.25 SL	12 ÷ 25 1/2" ÷ 1"	135	5 ÷ 6,5 70 ÷ 95	1,20 2,65	0,41 0,01448	226 x 50 x 245 8-7/8" x 2" x 9-5/8"
	4097.25 V	12 ÷ 25 1/2" ÷ 1"	135	5 ÷ 6,5 70 ÷ 95	1,25 2,76	0,31 0,01095	226 x 50 x 216 8-7/8" x 2" x 8-1/2"

∅ 0,65x0,95



Gauge: 21
Crown: .180" (3/16")

40

UTILIZZI APPLICATIONS

Produzione di calzature, oggetti in legno per la casa, ombrelli e spazzole, intelaiatura e finitura mobili, produzione mobili in rattan, mobiletti, cornici, perlinati, intelaiature per porte.

Shoemaking, production of home wooden articles, brushes, umbrellas, furniture framing and finishing, production of rattan furniture, cabinets, frames, beading, door framing.

SPECIFICHE SPECIFICATIONS

Punti per barretta 125
Staples per strip 125

Finitura zincato
Finishing galvanized

A richiesta inox, kanthal, verniciato, punta DP, alluminio, HT (filo alta resistenza)

On request stainless steel, kanthal, painted, DP point, aluminium, HT (high tensile wire)



4097.25 CLT

220	4097.25 CLT	12 ÷ 25 1/2" ÷ 1"	270	5 ÷ 6,5 70 ÷ 95	1,15 2,53	0,31 0,01095	380 x 50 x 211 15" x 2" x 8-5/16"
-----	-------------	----------------------	-----	--------------------	--------------	-----------------	--------------------------------------

GRAFFE LEGGERE
FINE WIRE STAPLES

98

serie chiodatrice Tool series	modello	misure impiegabili (mm)	capacità caricatore (n.punti)	pressione (kg/cm ²)	peso (kg)	consumo aria (litri/colpo)	dimensioni (mm - L x W x H)
	model	applicable sizes (inch)	magazine capacity (pieces)	pressure (PSI)	weight (lbs)	air consumption (ft ³ /cycle)	dimensions (inch - L x W x H)



98.16

MINI	98.16	4 ÷ 16 5/32" ÷ 5/8"	145	4 ÷ 6 60 ÷ 90	0,90 1,98	0,13 0,00459	223 x 43 x 148 8-3/4" x 1-11/16" x 5-13/16"
------	-------	------------------------	-----	------------------	--------------	-----------------	--

UTILIZZI
APPLICATIONS

Tappezzeria, mobiletti per scarpe, mobili per il bagno, set TV e altoparlanti.

Upholstery, manufacture of shoe cabinets and bathroom furniture, TV & stereo set production.

SPECIFICHE
SPECIFICATIONS

Punti per barretta 125
Staples per strip 125

Finitura zincato
Finishing galvanized

A richiesta punta DP
On request DP point

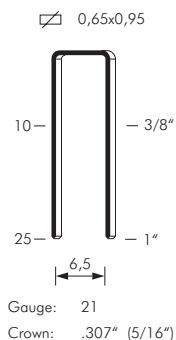


98.25



Versione V - V model

220	98.25	12 ÷ 25 1/2" ÷ 1"	145	5 ÷ 6,5 70 ÷ 95	1,10 2,43	0,31 0,01095	226 x 50 x 211 8-7/8" x 2" x 8-5/16"
	98.25 V	12 ÷ 25 1/2" ÷ 1"	145	5 ÷ 6,5 70 ÷ 95	1,25 2,76	0,31 0,01095	226 x 50 x 216 8-7/8" x 2" x 8-1/2"



Serie chiodatrice EOL SERIES	modello	misure impiegabili (mm)	capacità caricatore (n.punti)	pressione (kg/cm ²)	peso (kg)	consumo aria (litri/colpo)	dimensioni (mm - L x W x H)
		model	applicable sizes (inch)	magazine capacity (pieces)	pressure (PSI)	weight (lbs)	air consumption (ft ³ /cycle)

GRAFFE LEGGERE
FINE WIRE STAPLES

84



84.16



Versione SL - SL model



Versione V - V model

MINI	84.16	4 ÷ 16	145	4 ÷ 6	0,90	0,13	223 x 43 x 148
		5/32" ÷ 5/8"	145	60 ÷ 90	1,98	0,00459	8-3/4" x 1-11/16" x 5-13/16"
	84.16 SL	4 ÷ 16	145	4 ÷ 6	1,00	0,18	223 x 43 x 198
		5/32" ÷ 5/8"	145	60 ÷ 90	2,20	0,00636	8-3/4" x 1-11/16" x 7-13/16"
	84.16 V	4 ÷ 16	145	4 ÷ 6	0,95	0,13	223 x 43 x 151
		5/32" ÷ 5/8"	145	60 ÷ 90	2,09	0,00459	8-3/4" x 1-11/16" x 5-15/16"

UTILIZZI APPLICATIONS

Settore calzaturiero, produzione e finitura mobili, cornici, dorsi di armadietti, sedili per barche (inox), oggettistica in legno, biliardi e video games, set TV o stereo, gabbie di legno, parasoli, interni di auto in legno e vinile, base per tappezzeria, costruzione di porte e finestre, isolamento in feltro, allestimenti fieristici.

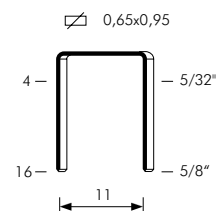
Shoemaking, production and finishing of furniture, picture frames, cabinet backs, boat seating (stainless steel), wooden articles, video games and billiards, TV or stereo sets, wooden crates, sunshades, automotive vinyl and interior trim, pre-upholstery, manufacturing of doors and windows, felt insulation, exhibition fitting-out.

SPECIFICHE SPECIFICATIONS

Punti per barretta 150/139/125
Staples per strip 150/139/125

Finitura stanox
Finishing liquor finish

A richiesta zincato
On request galvanized



Gauge: 21
Crown: .480" (1/2")

Serie chiodatrice Tool series	modello	misure impiegabili (mm)	capacità caricatore (n.punti)	pressione (kg/cm ²)	peso (kg)	consumo aria (litri/colpo)	dimensioni (mm - L x W x H)
	model	applicable sizes (inch)	magazine capacity (pieces)	pressure (PSI)	weight (lbs)	air consumption (ft ³ /cycle)	dimensions (inch - L x W x H)

UTILIZZI APPLICATIONS

Settore calzaturiero, produzione e finitura mobili, cornici, dorsi di armadietti, sedili per barche (inox), oggettistica in legno, biliardi e video games, set TV o stereo, gabbie di legno, parasoli, interni di auto in legno e vinile, base per tappezzeria, costruzione di porte e finestre, isolamento in feltro, allestimenti fieristici, cucitura di sacchetti.

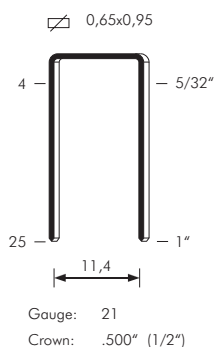
Shoemaking, production and finishing of furniture, picture frames, cabinet backs, boat seating (stainless steel), wooden articles, video games and billiards, TV or stereo sets, wooden crates, sunshades, automotive vinyl and interior trim, pre-upholstery, manufacturing of doors and windows, felt insulation, exhibition fitting-out, manufacturing of paperbags.

SPECIFICHE SPECIFICATIONS

Punti per barretta 150/139/125
Staples per strip 150/139/125

Finitura stanox
Finishing liquor finish

A richiesta zincato, inox, alluminio, verniciato, punta DP
On request galvanized, stainless steel, aluminium, painted, DP point



80.16



Versione SLS - SLS model Versione SL VL SL VL model Versione V - V model




Versione SL - SL model Versione S - S model Versione NF - NF model

MINI	80.16	4 ÷ 16	145	4 ÷ 6	0,90	0,13	223 x 43 x 148
			5/32" ÷ 5/8"	145	60 ÷ 90	1,98	0,00459
	80.16 NF	4 ÷ 16	145	4 ÷ 6	0,90	0,13	223 x 43 x 148
		5/32" ÷ 5/8"	145	60 ÷ 90	1,98	0,00459	8-3/4" x 1-11/16" x 5-13/16"
	80.16 S	4 ÷ 16	145	4 ÷ 6	0,90	0,13	223 x 43 x 153
		5/32" ÷ 5/8"	145	60 ÷ 90	1,98	0,00459	8-3/4" x 1-11/16" x 6-1/16"
	80.16 SL	4 ÷ 16	145	4 ÷ 6	1,00	0,18	223 x 43 x 198
		5/32" ÷ 5/8"	145	60 ÷ 90	2,20	0,00636	8-3/4" x 1-11/16" x 7-13/16"
	80.16 SL NF	4 ÷ 16	145	4 ÷ 6	1,00	0,18	223 x 43 x 198
		5/32" ÷ 5/8"	145	60 ÷ 90	2,20	0,00636	8-3/4" x 1-11/16" x 7-13/16"
	80.16 SL VL	4 ÷ 16	145	4 ÷ 6	1,09	0,13	223 x 43 x 198
		5/32" ÷ 5/8"	145	60 ÷ 90	2,09	0,00459	8-3/4" x 1-11/16" x 7-13/16"
	80.16 SLS	4 ÷ 16	145	4 ÷ 6	1,00	0,18	223 x 43 x 205
		5/32" ÷ 5/8"	145	60 ÷ 90	2,20	0,00636	8-3/4" x 1-11/16" x 8-1/8"
	80.16 V	4 ÷ 16	145	4 ÷ 6	0,95	0,13	223 x 43 x 151
		5/32" ÷ 5/8"	145	60 ÷ 90	2,09	0,00459	8-3/4" x 1-11/16" x 5-15/16"



80.16 CL




Versione D - D model Versione V - V model

MINI	80.16 CL	4 ÷ 16	280	4 ÷ 6	1,10	0,13	357 x 43 x 148
			5/32" ÷ 5/8"	280	60 ÷ 90	2,43	0,00459
	80.16 CLV	4 ÷ 16	280	4 ÷ 6	1,15	0,13	357 x 43 x 151
		5/32" ÷ 5/8"	280	60 ÷ 90	2,54	0,00459	14-1/16" x 1-11/16" x 5-15/16"
	80.16 CLVD	4 ÷ 16	280	4 ÷ 6	1,32	0,13	357 x 43 x 159
		5/32" ÷ 5/8"	280	60 ÷ 90	2,91	0,00459	14-1/16" x 1-11/16" x 6-1/4"



80.16 RB



MINI	80.16 RB	6 ÷ 16	145	4 ÷ 6	1,10	0,13	216 x 43 x 168
			1/4" ÷ 5/8"	145	60 ÷ 90	2,43	0,00459

Serie: Modulare E.O. SERIES	modello	misure impieghiabili (mm)	capacità caricatore (n.punti)	pressione (kg/cm ²)	peso (kg)	consumo aria (litri/colpo)	dimensioni (mm - L x W x H)
	model	applicable sizes (inch)	magazine capacity (pieces)	pressure (PSI)	weight (lbs)	air consumption (ft ³ /cycle)	dimensions (inch - L x W x H)

GRAFFE LEGGERE FINE WIRE STAPLES

80



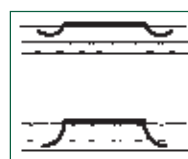
80.16 CLT

MINI	80.16 CLT	4 ÷ 16 5/32" ÷ 5/8"	285	4 ÷ 6 60 ÷ 90	1,17 2,58	0,13 0,00459	378 x 43 x 148 14-7/8" x 1-11/16" x 5-13/16"
------	-----------	------------------------	-----	------------------	--------------	-----------------	---



80.16 OC

MINI	80.16 OC	10 ÷ 16 3/8" ÷ 5/8"	145	5 ÷ 6,5 70 ÷ 95	0,90 1,98	0,13 0,00459	223 x 43 x 149 8-3/4" x 1-11/16" x 5-7/8"
------	----------	------------------------	-----	--------------------	--------------	-----------------	--



UTILIZZI APPLICATIONS

Settore calzaturiero, produzione e finitura mobili, cornici, dorsi di armadietti, sedili per barche (inox), oggettistica in legno, biliardi e video games, set TV o stereo, gabbie di legno, parasoli, interni di auto in legno e vinile, base per tappezzeria, costruzione di porte e finestre, isolamento in feltro, allestimenti fieristici, cucitura di sacchetti.

Shoemaking, production and finishing of furniture, picture frames, cabinet backs, boat seating (stainless steel), wooden articles, video games and billiards, TV or stereo sets, wooden crates, sunshades, automotive vinyl and interior trim, pre-upholstery, manufacturing of doors and windows, felt insulation, exhibition fitting-out, manufacturing of paperbags.



80.25



Versione D - D model



Versione V - V model

SPECIFICHE SPECIFICATIONS

Punti per barretta
Staples per strip

150/139/125
150/139/125

Finitura
Finishing

stanox
liquor finish

A richiesta

zincato, inox,
alluminio,
verniciato,
punta DP
galvanized,
stainless steel,
aluminium,
painted,
DP point

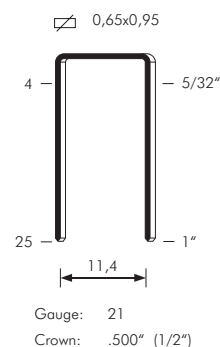
On request

220	80.25	12 ÷ 25 1/2" ÷ 1"	145	5 ÷ 6,5 70 ÷ 95	1,10 2,43	0,31 0,01095	226 x 50 x 211 8-7/8" x 2" x 8-5/16"
		80.25 D	12 ÷ 25 1/2" ÷ 1"	145 <td>5 ÷ 6,5 70 ÷ 95</td> <td>1,20 2,64</td> <td>0,31 0,01095</td> <td>226 x 50 x 224 8-7/8" x 2" x 8-13/16"</td>	5 ÷ 6,5 70 ÷ 95	1,20 2,64	0,31 0,01095
	80.25 V		12 ÷ 25 1/2" ÷ 1"	145 <td>5 ÷ 6,5 70 ÷ 95</td> <td>1,25 2,76</td> <td>0,31 0,01095</td> <td>226 x 50 x 216 8-7/8" x 2" x 8-1/2"</td>	5 ÷ 6,5 70 ÷ 95	1,25 2,76	0,31 0,01095



80.25 CLT

220	80.25 CLT	12 ÷ 25 1/2" ÷ 1"	280	5 ÷ 7,5 70 ÷ 105	1,45 3,20	0,31 0,01095	372 x 50 x 212 8-3/4" x 2" x 5-7/8"
-----	-----------	----------------------	-----	---------------------	--------------	-----------------	--



GRAFFE LEGGERE
FINE WIRE STAPLES

50

serie chiodatrice Tool series	modello	misure impiegabili (mm)	capacità caricatore (n.punti)	pressione (kg/cm ²)	peso (kg)	consumo aria (litri/colpo)	dimensioni (mm - L x W x H)
	model	applicable sizes (inch)	magazine capacity (pieces)	pressure (PSI)	weight (lbs)	air consumption (ft ³ /cycle)	dimensions (inch - L x W x H)


UTILIZZI
APPLICATIONS

Tappezzeria, manifattura letti, intelaiature, tappezzeria murale, isolamento nelle case, assemblaggio con legno tenero.

Upholstery, bedding, framing, wall wallpaper, home insulation, light wood assembly.



50.16



Versione SL - SL model

Versione S - S model

MINI	50.16	4 ÷ 16	105	4 ÷ 6	0,90	0,13	223 x 43 x 148
		5/32" ÷ 5/8"	105	60 ÷ 90	1,98	0,00459	8-3/4" x 1-11/16" x 5-13/16"
50.16 SL	4 ÷ 16	105	4 ÷ 6	1,00	0,18	223 x 43 x 198	
	5/32" ÷ 5/8"	105	60 ÷ 90	2,20	0,00636	8-3/4" x 1-11/16" x 7-13/16"	
50.16 S	4 ÷ 16	105	4 ÷ 6	0,90	0,13	223 x 43 x 153	
	5/32" ÷ 5/8"	105	60 ÷ 90	1,98	0,00459	8-3/4" x 1-11/16" x 6-1/16"	

SPECIFICHE
SPECIFICATIONS


Punti per barretta 84
Staples per strip 84

Finitura zincato
Finishing galvanized

A richiesta inox,
punta DP,
alluminio
On request stainless steel,
punta DP,
aluminium



50.16 CL



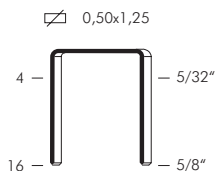

Versione S - S model

Versione V - V model

MINI	50.16 CL	4 ÷ 16	210	4 ÷ 6	1,10	0,13	357 x 43 x 148
		5/32" ÷ 5/8"	210	60 ÷ 90	2,43	0,00459	14-1/16" x 1-11/16" x 5-13/16"
50.16 CLV	4 ÷ 16	210	4 ÷ 6	1,15	0,13	357 x 43 x 151	
	5/32" ÷ 5/8"	210	60 ÷ 90	2,54	0,00459	14-1/16" x 1-11/16" x 5-15/16"	
50.16 SCL	4 ÷ 16	210	4 ÷ 6	1,10	0,13	357 x 43 x 153	
	5/32" ÷ 5/8"	210	60 ÷ 90	2,43	0,00459	14-1/16" x 1-11/16" x 6-1/16"	



50.16 RB

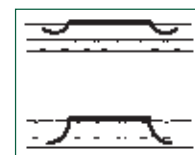


Gauge: 20
Crown: .484" (1/2")

MINI	50.16 RB	6 ÷ 16	105	4 ÷ 6	1,10	0,13	216 x 43 x 168
		1/4" ÷ 5/8"	105	60 ÷ 90	2,43	0,00459	8/1-2" x 1-11/16" x 6-5/8"



50.16 OC



MINI	50.16 OC	10 ÷ 16	105	5 ÷ 6,5	0,90	0,13	223 x 43 x 149
		3/8" ÷ 5/8"	105	70 ÷ 95	1,98	0,00459	8-3/4" x 1-11/16" x 5-7/8"

Serie chiodatrice EOL SERIES	modello	misure impiegabili (mm)	capacità caricatore (n.punti)	pressione (kg/cm ²)	peso (kg)	consumo aria (litri/colpo)	dimensioni (mm - L x W x H)
		model	applicable sizes (inch)	magazine capacity (pieces)	pressure (PSI)	weight (lbs)	air consumption (ft ³ /cycle)

GRAFFE LEGGERE
FINE WIRE STAPLES

T50

UTILIZZI APPLICATIONS

Tappezzeria, manifattura
letti, intelaiature, tappezzeria
murale, isolamento nelle case,
assemblaggio con legno tenero.

Upholstery, bedding, framing,
wall wallpaper, home insulation,
light wood assembly.



T50.16

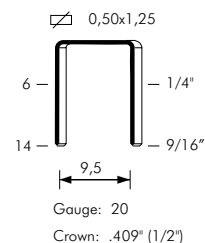
MINI	T50.16	4 ÷ 16	105	4 ÷ 6	0,90	0,13	223 x 43 x 148
		5/32" ÷ 5/8"	105	60 ÷ 90	1,98	0,00459	8-3/4" x 1-11/16" x 5-13/16"

SPECIFICHE SPECIFICATIONS

Punti per barretta 84
Staples per strip 84

Finitura zincato
Finishing galvanized

A richiesta inox,
punta DP,
alluminio
On request stainless steel,
punta DP,
aluminium



**GRAFFE LEGGERE
FINE WIRE STAPLES**

65

**UTILIZZI
APPLICATIONS**

Telaio mobili, assemblaggio mobiletti, produzione materassi, chiusura scatole cartone, produzione imballi cartone, fissaggio di gommapiuma.

Furniture framing, cabinet assembly, production of mattresses, carton closing, fastening of cardboard boxes, fastening of foam-rubber.

**SPECIFICHE
SPECIFICATIONS**

Punti per barretta 84
Staples per strip 84

Finitura zincato
Finishing galvanized

Serie chiodine Tool series	modello	misure impiegabili (mm)	capacità caricatore (n.punti)	pressione (kg/cm ²)	peso (kg)	consumo aria (litri/colpo)	dimensioni (mm - L x W x H)
	model	applicable sizes (inch)	magazine capacity (pieces)	pressure (PSI)	weight (lbs)	air consumption (ft ³ /cycle)	dimensions (inch - L x W x H)



65.16

MINI	65.16	4 ÷ 16 5/32" ÷ 5/8"	105	4 ÷ 6 60 ÷ 90	0,90 1,98	0,13 0,00459	223 x 43 x 148 8-3/4" x 1-11/16" x 5-13/16"
------	-------	------------------------	-----	------------------	--------------	-----------------	--

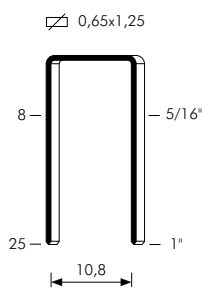


65.25



Versione V - V model

220	65.25	12 ÷ 25	105	5 ÷ 6,5	1,10	0,31	226 x 50 x 211
		1/2" ÷ 1"	105	70 ÷ 95	2,43	0,01095	8-7/8" x 2" x 8-5/16"
	65.25 V	12 ÷ 25	105	5 ÷ 6,5	1,25	0,31	226 x 50 x 216
		1/2" ÷ 1"	105	70 ÷ 95	2,76	0,01095	8-7/8" x 2" x 8-1/2"



Gauge: 19
Crown: .476" (1/2")



PL 65 SJ

230	PL 65 SJ	12 ÷ 25	200	5 ÷ 6,5	2,15	0,44	367 x 70 x 310
		1/2" ÷ 1"	200	70 ÷ 95	4,74	0,01554	14-7/16" x 2-3/4" x 12-3/16"

Serie Modulare E.O. SERIES	modello	misure impiegabili (mm)	capacità caricatore (n.punti)	pressione (kg/cm ²)	peso (kg)	consumo aria (litri/colpo)	dimensioni (mm - L x W x H)
	model	applicable sizes (inch)	magazine capacity (pieces)	pressure (PSI)	weight (lbs)	air consumption (ft ³ /cycle)	dimensions (inch - L x W x H)

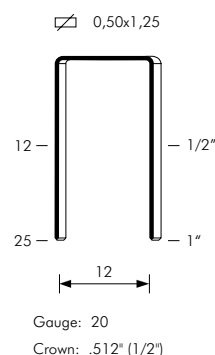
GRAFFE LEGGERE E MEDIE FINE AND MEDIUM WIRE STAPLES

88



PL 88 SJ

230	PL 88 SJ	12 ÷ 25	200	5 ÷ 6,5	2,15	0,44	367 x 70 x 310
		1/2" ÷ 1"	200	70 ÷ 95	4,74	0,01554	14-7/16" x 2-3/4" x 12-3/16"



SPECIFICHE SPECIFICATIONS

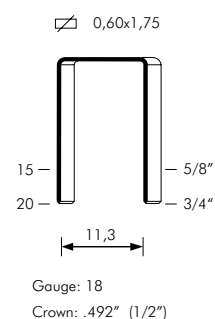
Punti per barretta 84
Staples per strip 84

Finitura zincato
Finishing galvanized



PL 195 SJ

230	PL 195 SJ	12 ÷ 25	140	5 ÷ 6,5	2,15	0,44	367 x 70 x 310
		1/2" ÷ 1"	140	70 ÷ 95	4,74	0,01554	14-7/16" x 2-3/4" x 12-3/16"



SPECIFICHE SPECIFICATIONS

Punti per barretta 60
Staples per strip 60

Finitura zincato
Finishing galvanized

UTILIZZI APPLICATIONS

Produzione materassi,
chiusura scatole cartone,
produzione imballi cartone,
fissaggio di gommapiuma.

Production of mattresses,
carton closing, fastening
of cardboard boxes,
fastening of foam-rubber.

GRAFFE MEDIE
MEDIUM WIRE STAPLES

110

Serie cilindrica Tool series	modello	misure impiegabili (mm)	capacità caricatore (n.punti)	pressione (kg/cm ²)	peso (kg)	consumo aria (litri/colpo)	dimensioni (mm - L x W x H)
	model	applicable sizes (inch)	magazine capacity (pieces)	pressure (PSI)	weight (lbs)	air consumption (ft ³ /cycle)	dimensions (inch - L x W x H)

UTILIZZI
APPLICATIONS

Produzione materassi,
chiusura scatole cartone,
produzione imballi cartone,
fissaggio di gommapiuma.

Production of mattresses,
carton closing, fastening
of cardboard boxes,
fastening of foam-rubber



PL 110 SJ

230	PL 110 SJ	12 ÷ 25	160	5 ÷ 6,5	2,15	0,44	367 x 70 x 310
		1/2" ÷ 1"	160	70 ÷ 95	4,74	0,01554	14-7/16" x 2-3/4" x 12-3/16"

SPECIFICHE
SPECIFICATIONS

Punti per barretta 75
Staples per strip 75

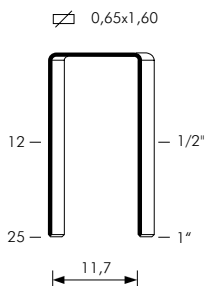
Finitura stanox
Finishing liquor finish



PL 110 SJT



Ganascia corta per tubi
Tube application short jaw



Gauge: 18
Crown: .512" (1/2")

230	PL 110 SJT	12 ÷ 25	160	5 ÷ 6,5	2,24	0,44	367 x 70 x 344
		1/2" ÷ 1"	160	70 ÷ 95	4,92	0,01554	14-7/16" x 2-3/4" x 13-9/16"

Serie: chiodatrice D.O. SERIES	modello	misure impiegabili (mm)	capacità caricatore (n.punti)	pressione (kg/cm ²)	peso (kg)	consumo aria (litri/colpo)	dimensioni (mm - L x W x H)
	model	applicable sizes (inch)	magazine capacity (pieces)	pressure (PSI)	weight (lbs)	air consumption (ft ³ /cycle)	dimensions (inch - L x W x H)

GRAFFE MEDIE
MEDIUM WIRE STAPLES

SG44



SG44.25



Versione D - D model



Versione V - V model

220	SG44.25	9 ÷ 25 3/8" ÷ 1"	100	5 ÷ 7 70 ÷ 100	1,10 2,43	0,31 0,01095	226 x 50 x 211 8-7/8" x 2" x 8-5/16"
	SG44.25 D	12 ÷ 25 1/2" ÷ 1"	100	5 ÷ 7 70 ÷ 100	1,20 2,64	0,31 0,01095	226 x 50 x 224 8-7/8" x 2" x 8-13/16"
	SG44.25 V	9 ÷ 25 3/8" ÷ 1"	100	5,5 ÷ 7,5 80 ÷ 105	1,30 2,87	0,31 0,01095	226 x 50 x 216 8-7/8" x 2" x 8-1/2"

UTILIZZI APPLICATIONS

Assemblaggio di mobili e armadietti, costruzione di telai per porte e finestre, finiture interne in legno, cornicioni, impermeabilizzazioni e isolamento case, pavimenti in legno duro, rivestimenti in vinile e alluminio, fissaggio attacco per molle in tappezzeria, produzione di insegne in legno, cassetti, dorsi di casse e griglie.

Furniture and cabinets assembly, door and window casings, trimming, moldings, decking and home insulation, hardwood floors, vinyl and aluminium siding, upholstery spring attachment, production of wood shingles, drawers, casebacks and lattices.



PL SG44 PJ

220	PL SG44 PJ	9 ÷ 25 3/8" ÷ 1"	210 210	5 ÷ 7,5 70 ÷ 105	2,80 6,17	0,39 0,01377	428 x 50 x 272 16-7/8" x 2" x 10-11/16"
-----	------------	---------------------	------------	---------------------	--------------	-----------------	--

SPECIFICHE SPECIFICATIONS

Punti per barretta
Staples per strip

100
100

Finitura
Finishing

lucido
bright

A richiesta

zincato, inox,
alluminio,
punta DP
galvanized,
stainless steel,
aluminium,
DP point

On request



Versione A - A model

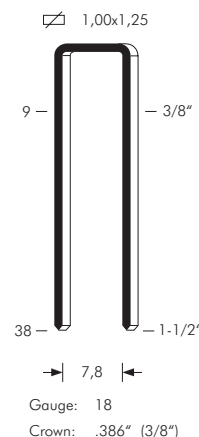


SG44.32



SG44.38

420	SG44.32	15 ÷ 32 5/8" ÷ 1-1/4"	115	5 ÷ 7,5 70 ÷ 105	1,25 2,76	0,45 0,01589	246 x 58 x 216 9-5/8" x 2-5/16" x 8-1/2"
	SG44.38	15 ÷ 40 5/8" ÷ 1-9/16"	115	5 ÷ 7,5 70 ÷ 105	1,30 2,87	0,54 0,01906	246 x 58 x 248 9-5/8" x 2-5/16" x 9-3/4"
	SG44.38 A	15 ÷ 40 5/8" ÷ 1-9/16"	115	5 ÷ 7,5 70 ÷ 105	1,40 3,09	0,58 0,0205	246 x 58 x 274 9-5/8" x 2-5/16" x 10-13/16"



GRAFFE MEDIE
MEDIUM WIRE STAPLES

90

Serie chiodatrice Tool series	modello	misure impiegabili (mm)	capacità caricatore (n.punti)	pressione (kg/cm ²)	peso (kg)	consumo aria (litri/colpo)	dimensioni (mm - L x W x H)
	model	applicable sizes (inch)	magazine capacity (pieces)	pressure (PSI)	weight (lbs)	air consumption (ft ³ /cycle)	dimensions (inch - L x W x H)

UTILIZZI
APPLICATIONS

Assemblaggio di mobili e armadietti, costruzione di telai per porte e finestre, finiture interne in legno, cornicioni, impermeabilizzazioni e isolamento case, pavimenti in legno duro, rivestimenti in vinile e alluminio, fissaggio attacco per molle in tappezzeria, produzione di insegne in legno, cassetti, dorsi di casse e griglie.

Furniture and cabinets assembly, door and window casings, trimming, moldings, decking and home insulation, hardwood floors, vinyl and aluminium siding, upholstery spring attachment, production of wood shingles, drawers, casebacks and lattices.

SPECIFICHE
SPECIFICATIONS

Punti per barretta
Staples per strip

100
100

Finitura
Finishing

lucido
bright

A richiesta

zincato, inox,
alluminio,
punta DP,
HT (filo alta
resistenza)

On request

galvanized,
stainless steel,
aluminium,
DP point,
HT (high
tensile wire)



90.16

MINI	90.16	9 ÷ 15	100	4 ÷ 7	0,90	0,13	223 x 43 x 148
		3/8" ÷ 5/8"	100	60 ÷ 100	1,98	0,00459	8-3/4" x 1-11/16" x 5-13/16"



90.28



Versione V - V model



Versione D - D model



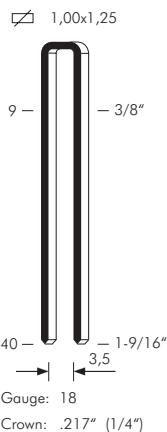
Versione SL - SL model

220	90.25 D	9 ÷ 25	100	5 ÷ 7	1,20	0,31	226 x 50 x 215
		3/8" ÷ 1"	100	70 ÷ 100	2,65	0,01095	8-7/8" x 2" x 8-7/16"
	90.25 SL	9 ÷ 25	100	5 ÷ 7	1,20	0,41	226 x 50 x 245
		3/8" ÷ 1"	100	70 ÷ 100	2,65	0,01448	8-7/8" x 2" x 9-5/8"
	90.28	9 ÷ 28	100	5 ÷ 7,5	1,15	0,31	226 x 50 x 211
		3/8" ÷ 1-1/8"	100	70 ÷ 105	2,54	0,01095	8-7/8" x 2" x 8-5/16"
	90.28V	9 ÷ 28	100	5 ÷ 7,5	1,30	0,31	226 x 50 x 216
		3/8" ÷ 1-1/8"	100	70 ÷ 105	2,54	0,01095	8-7/8" x 2" x 8-1/2"



90.25 CLT

220	90.25 CLT	9 ÷ 25	200	5 ÷ 7,5	1,40	0,31	380 x 50 x 211
		3/8" ÷ 1"	200	70 ÷ 105	3,09	0,01095	14-15/16" x 2" x 8-5/16"



90.28 CL



Versione V - V model

220	90.28 CL	9 ÷ 28	210	5 ÷ 7,5	1,50	0,31	394 x 50 x 211
		3/8" ÷ 1/8"	210	70 ÷ 105	3,31	0,01095	15-1/2" x 2" x 8-5/16"
	90.28 CLV	9 ÷ 28	210	5 ÷ 7,5	1,60	0,31	394 x 50 x 216
		3/8" ÷ 1/8"	210	70 ÷ 105	3,52	0,01095	15-1/2" x 2" x 8-1/2"

Serie: Modulare E.O. SERIES	modello	misure impiegabili (mm)	capacità caricatore (n.punti)	pressione (kg/cm ²)	peso (kg)	consumo aria (litri/colpo)	dimensioni (mm - L x W x H)
	model	applicable sizes (inch)	magazine capacity (pieces)	pressure (PSI)	weight (lbs)	air consumption (ft ³ /cycle)	dimensions (inch - L x W x H)

GRAFFE MEDIE MEDIUM WIRE STAPLES

90



90.32



Versione R - R model

420	90.32	15 ÷ 32	115	5 ÷ 7,5	1,25	0,45	248 x 58 x 216
		5/8" ÷ 1-1/4"	115	70 ÷ 105	2,76	0,01589	9-3/4" x 2-5/16" x 8-1/2"
90.32 R	15 ÷ 32	115	5 ÷ 7,5	1,25	0,45	248 x 58 x 219	
	5/8" ÷ 1-1/4"	115	70 ÷ 105	2,76	0,01589	9-3/4" x 2-5/16" x 8-5/8"	

UTILIZZI APPLICATIONS

Assemblaggio di mobili e armadietti, costruzione di telai per porte e finestre, finiture interne in legno, cornicioni, impermeabilizzazioni e isolamento case, pavimenti in legno duro, rivestimenti in vinile e alluminio, fissaggio attacco per molle in tappezzeria, produzione di insegne in legno, cassetti, dorsi di casse e griglie.

Furniture and cabinets assembly, door and window casings, trimming, moldings, decking and home insulation, hardwood floors, vinyl and aluminium siding, upholstery spring attachment, production of wood shingles, drawers, casebacks and lattices.

SPECIFICHE SPECIFICATIONS

Punti per barretta
Staples per strip

100
100

Finitura
Finishing

lucido
bright

A richiesta

zincato, inox,
alluminio,
punta DP,
HT (filo alta
resistenza)

On request

galvanized,
stainless steel,
aluminium,
DP point,
HT (high
tensile wire)



90.38



Versione A - A model

420	90.38	15 ÷ 40	115	5 ÷ 7,5	1,30	0,54	246 x 58 x 248
		5/8" ÷ 1-9/16"	115	70 ÷ 105	2,87	0,01906	9-5/8" x 2-5/16" x 9-3/4"
90.38 A	15 ÷ 40	115	5 ÷ 7,5	1,40	0,58	246 x 58 x 274	
	5/8" ÷ 1-9/16"	115	70 ÷ 105	3,09	0,0205	9-11/16" x 2-5/16" x 10-13/16"	



90.38 B



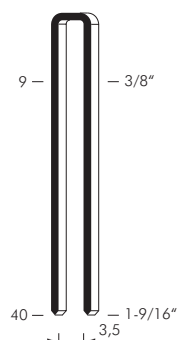
90.38 BV



Versione BDA - BDA model

420	90.38 B	15 ÷ 40	105	5 ÷ 7,5	1,50	0,54	242 x 58 x 245
		5/8" ÷ 1-9/16"	105	70 ÷ 105	3,31	0,01906	9-1/2" x 2-5/16" x 9-5/8"
90.38 BDA	15 ÷ 40	105	5 ÷ 7,5	1,50	0,54	242 x 58 x 245	
	5/8" ÷ 1-9/16"	105	70 ÷ 105	3,30	0,01906	9-1/2" x 2-5/16" x 9-5/8"	
430	90.38 BV	15 ÷ 40	105	5 ÷ 7,5	1,70	0,54	242 x 58 x 245
		5/8" ÷ 1-9/16"	105	70 ÷ 105	3,75	0,01906	9-1/2" x 2-1/4" x 9-5/8"

1,00x1,25



Gauge: 18

Crown: .217" (1/4")

GRAFFE MEDIE
MEDIUM WIRE STAPLES

90

Serie cilindriche Tool series	modello	misure impiegabili (mm)	capacità caricatore (n.punti)	pressione (kg/cm ²)	peso (kg)	consumo aria (litri/colpo)	dimensioni (mm - L x W x H)
	model	applicable sizes (inch)	magazine capacity (pieces)	pressure (PSI)	weight (lbs)	air consumption (ft ³ /cycle)	dimensions (Inch - L x W x H)

UTILIZZI
APPLICATIONS

Assemblaggio di mobili e armadietti, costruzione di telai per porte e finestre, finiture interne in legno, cornicioni, impermeabilizzazioni e isolamento case, pavimenti in legno duro, rivestimenti in vinile e alluminio, fissaggio attacco per molle in tappezzeria, produzione di insegne in legno, cassetti, dorsi di casse e griglie.

Furniture and cabinets assembly, door and window casings, trimming, moldings, decking and home insulation, hardwood floors, vinyl and aluminium siding, upholstery spring attachment, production of wood shingles, drawers, casebacks and lattices.

SPECIFICHE
SPECIFICATIONS

Punti per barretta 100
Staples per strip 100

Finitura lucido
Finishing bright

A richiesta zincato, inox, alluminio, punta DP, HT (filo alta resistenza)
On request galvanized, stainless steel, aluminium, DP point, HT (high tensile wire)



90.38 FL2

420	90.38 FL2	25 ÷ 38	180	5 ÷ 7,5	2,10	0,54	260 x 76 x 392
		1" ÷ 1-1/2"	180	70 ÷ 105	4,63	0,01906	10-1/4" x 3" x 15-7/16"



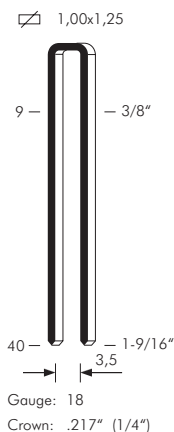
90.38 CLD3

420	90.38 CLD3	15 ÷ 40	300	5 ÷ 7,5	1,60	0,54	480 x 58 x 241
		5/8" ÷ 1-9/16"	300	70 ÷ 105	3,53	0,01906	18-7/8" x 2-5/16" x 9-1/2"



90.740

740	90.740	15 ÷ 40	110	5 ÷ 7,5	1,91	0,75	270 x 77 x 254
		5/8" ÷ 1-9/16"	110	70 ÷ 105	4,21	0,0264	10-5/8" x 3" x 10"



Serie chiodatrice EOL SERIES	modello	misure impiegabili (mm)	capacità caricatore (n.punti)	pressione (kg/cm ²)	peso (kg)	consumo aria (litri/colpo)	dimensioni (mm - L x W x H)
	model	applicable sizes (inch)	magazine capacity (pieces)	pressure (PSI)	weight (lbs)	air consumption (ft ³ /cycle)	dimensions (inch - L x W x H)

GRAFFE MEDIE
MEDIUM WIRE STAPLES

92



92.16

AMINI	92.16	9 ÷ 15	100	4 ÷ 7	0,90	0,13	223 x 43 x 148
		3/8" ÷ 5/8"	100	60 ÷ 100	1,98	0,00459	8-3/4" x 1-11/16" x 5-13/16"

UTILIZZI
APPLICATIONS

Assemblaggio di mobili e armadietti, costruzione di telai per porte e finestre, finiture interne in legno, cornicioni, impermeabilizzazioni e isolamento case, pavimenti in legno duro, rivestimenti in vinile e alluminio, fissaggio attacco per molle in tappezzeria, produzione di insegne in legno, cassetti, dorsi di casse e griglie.


Furniture and cabinets assembly, door and window casings, trimming, moldings, decking and home insulation, hardwood floors, vinyl and aluminium siding, upholstery spring attachment, production of wood shingles, drawers, casebacks and lattices.



92.25



Versione V - V model



Versione SL - SL model



Versione D - D model

220	92.25	9 ÷ 25	100	5 ÷ 7	1,10	0,31	226 x 50 x 211
		3/8" ÷ 1"	100	70 ÷ 100	2,43	0,01095	8-7/8" x 2" x 8-5/16"
	92.25 D	9 ÷ 25	100	5 ÷ 7	1,20	0,31	226 x 50 x 215
		3/8" ÷ 1"	100	70 ÷ 100	2,64	0,01095	8-7/8" x 2" x 8-7/16"
	92.25 V	9 ÷ 25	100	5 ÷ 7	1,25	0,31	226 x 50 x 216
		3/8" ÷ 1"	100	70 ÷ 100	2,76	0,01095	8-7/8" x 2" x 8-1/2"
	92.25 SL	9 ÷ 25	100	5 ÷ 7	1,20	0,41	226 x 50 x 245
		3/8" ÷ 1"	100	70 ÷ 100	2,64	0,01448	8-7/8" x 2" x 9-5/8"

Punti per barretta 100
Staples per strip 100

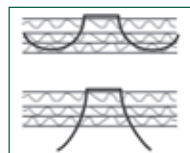
Finitura lucido
Finishing bright

A richiesta zincato, inox, alluminio, punta DP, HT (filo alta resistenza)
On request galvanized, stainless steel, aluminium, DP point, HT (high tensile wire)

SPECIFICHE
SPECIFICATIONS

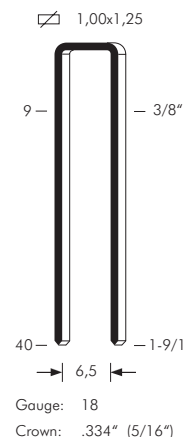


92.25 OC



Versione OCS - OCS model

230	92.25 OC	9 ÷ 25	100	5 ÷ 5,5	1,35	0,31	226 x 50 x 204
		3/8" ÷ 1"	100	70 ÷ 80	3,00	0,01095	8-7/8" x 2" x 8"
	92.25 OCS	9 ÷ 25	100	5 ÷ 5,5	1,42	0,31	226 x 50 x 211
		3/8" ÷ 1"	100	70 ÷ 80	3,13	0,01095	8-7/8" x 2" x 8-5/16"



GRAFFE MEDIE
MEDIUM WIRE STAPLES

92

serie chiodine Tool series	modello	misure impiegabili (mm)	capacità caricatore (n.punti)	pressione (kg/cm ²)	peso (kg)	consumo aria (litri/colpo)	dimensioni (mm - L x W x H)
	model	applicable sizes (inch)	magazine capacity (pieces)	pressure (PSI)	weight (lbs)	air consumption (ft ³ /cycle)	dimensions (inch - L x W x H)

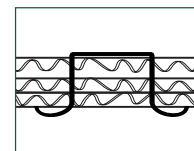
UTILIZZI
APPLICATIONS

Assemblaggio di mobili e armadietti, costruzione di telai per porte e finestre, finiture interne in legno, cornicioni, impermeabilizzazioni e isolamento case, pavimenti in legno duro, rivestimenti in vinile e alluminio, fissaggio attacco per molle in tappezzeria, produzione di insegne in legno, cassetti, dorsi di casse e griglie.

Furniture and cabinets assembly, door and window casings, trimming, moldings, decking and home insulation, hardwood floors, vinyl and aluminium siding, upholstery spring attachment, production of wood shingles, drawers, casebacks and lattices.



PL 92 SJC



230	PL 92 SJC	12 ÷ 25	100	5 ÷ 6,5	1,93	0,44	226 x 70 x 310
		1/2" ÷ 1"	100	70 ÷ 95	4,25	0,01554	8-7/8" x 2-3/4" x 12-3/16"

SPECIFICHE
SPECIFICATIONS

Punti per barretta 100
Staples per strip 100

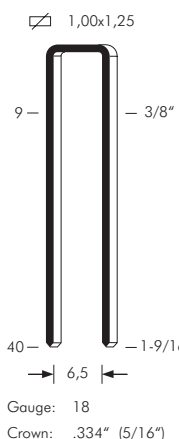
Finitura lucido
Finishing bright

A richiesta zincato, inox, alluminio, punta DP, HT (filo alta resistenza)
On request galvanized, stainless steel, aluminium, DP point, HT (high tensile wire)



92.32

420	92.32	15 ÷ 32	115	5 ÷ 7,5	1,25	0,45	248 x 58 x 216
		5/8" ÷ 1-1/4"	115	70 ÷ 105	2,76	0,01589	9-3/4" x 2-5/16" x 8-1/2"



92.38 CLD3

420	92.38 CLD3	15 ÷ 40	300	5 ÷ 7,5	1,90	0,54	480 x 58 x 241
		5/8" ÷ 1-9/16"	300	70 ÷ 105	4,19	0,01906	18-7/8" x 2-5/16" x 9-1/2"

Serie: elettromeccanica E.O. SERIES	modello	misure impieghiabili (mm)	capacità caricatore (n.punti)	pressione (kg/cm ²)	peso (kg)	consumo aria (litri/colpo)	dimensioni (mm - L x W x H)
	model	applicable sizes (inch)	magazine capacity (pieces)	pressure (PSI)	weight (lbs)	air consumption (ft ³ /cycle)	dimensions (inch - L x W x H)

GRAFFE MEDIE
MEDIUM WIRE STAPLES

92



92.38



Versione A - A model

420	92.38	15 ÷ 40	115	5 ÷ 7,5	1,30	0,54	246 x 58 x 248
		5/8" ÷ 1-9/16"	115	70 ÷ 105	2,87	0,01906	9-11/16" x 2-5/16" x 9-3/4"
	92.38 A	15 ÷ 40	115	5 ÷ 7,5	1,40	0,58	246 x 58 x 274
		5/8" ÷ 1-9/16"	115	70 ÷ 105	3,09	0,0205	9-11/16" x 2-5/16" x 10-13/16"

UTILIZZI
APPLICATIONS

Assemblaggio di mobili e armadietti, costruzione di telai per porte e finestre, finiture interne in legno, cornicioni, impermeabilizzazioni e isolamento case, pavimenti in legno duro, rivestimenti in vinile e alluminio, fissaggio attacco per molle in tappezzeria, produzione di insegne in legno, cassetti, dorsi di casse e griglie.

Furniture and cabinets assembly, door and window casings, trimming, moldings, decking and home insulation, hardwood floors, vinyl and aluminium siding, upholstery spring attachment, production of wood shingles, drawers, casebacks and lattices.

SPECIFICHE
SPECIFICATIONS

Punti per barretta Staples per strip	100 100
Finitura Finishing	lucido bright
A richiesta	zincato, inox, alluminio, punta DP, HT (filo alta resistenza)
On request	galvanized, stainless steel, aluminium, DP point, HT (high tensile wire)



92.38 B



92.38 BV



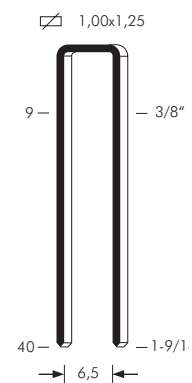
Versione BDA - BDA model

420	92.38 B	15 ÷ 40	105	5 ÷ 7,5	1,50	0,54	242 x 58 x 245
		5/8" ÷ 1-9/16"	105	70 ÷ 105	3,30	0,01906	9-1/2" x 2-5/16" x 9-5/8"
	92.38 BDA	15 ÷ 40	105	5 ÷ 7,5	1,50	0,54	242 x 58 x 245
		5/8" ÷ 1-9/16"	105	70 ÷ 105	3,30	0,01906	9-1/2" x 2-5/16" x 9-5/8"
430	92.38 BV	15 ÷ 40	105	5 ÷ 7,5	1,70	0,54	242 x 58 x 245
		5/8" ÷ 1-9/16"	105	70 ÷ 105	3,75	0,01906	9-1/2" x 2-1/4" x 9-5/8"



92.740

740	92.740	15 ÷ 40	110	5 ÷ 7,5	1,91	0,75	270 x 77 x 254
		5/8" ÷ 1-9/16"	110	70 ÷ 105	4,21	0,0264	10-5/8" x 3" x 10"



Gauge: 18
Crown: .334" (5/16")

GRAFFE MEDIE
MEDIUM WIRE STAPLES

500

serie chiodatrice Tool series	modello	misure impiegabili (mm)	capacità caricatore (n.punti)	pressione (kg/cm ²)	peso (kg)	consumo aria (litri/colpo)	dimensioni (mm - L x W x H)
	model	applicable sizes (inch)	magazine capacity (pieces)	pressure (PSI)	weight (lbs)	air consumption (ft ³ /cycle)	dimensions (inch - L x W x H)

UTILIZZI
APPLICATIONS

Assemblaggio di mobili e armadietti, costruzione di telai per porte e finestre, finiture interne in legno, cornicioni, impermeabilizzazioni e isolamento case, pavimenti in legno duro, rivestimenti in vinile e alluminio, fissaggio attacco per molle in tappezzeria, produzione di insegne in legno, cassetti, dorsi di casse e griglie.

Furniture and cabinets assembly, door and window casings, trimming, moldings, decking and home insulation, hardwood floors, vinyl and aluminium siding, upholstery spring attachment, production of wood shingles, drawers, casebacks and lattices.

SPECIFICHE
SPECIFICATIONS

Punti per barretta 100
Staples per strip 100

Finitura zincato
Finishing galvanized

A richiesta inox
On request stainless steel



500.25 CLV



Versione D - D model

220	500.25 CLV	9 ÷ 25	200	5,5 ÷ 7,5	1,54	0,31	351 x 50 x 216
		3/8" ÷ 1"	200	80 ÷ 105	3,39	0,01095	13/16" x 2" x 8-1/2"
	500.25 CLVD	9 ÷ 25	200	5,5 ÷ 7,5	1,54	0,31	351 x 50 x 227
		3/8" ÷ 1"	200	80 ÷ 105	3,39	0,01095	13/16" x 2" x 8-15/16"

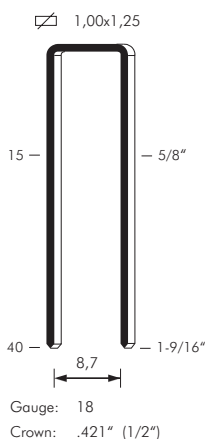


500.38 B



Versione BDA - BDA model

420	500.38 B	15 ÷ 40	105	5 ÷ 7,5	1,50	0,54	242 x 58 x 245
		5/8" ÷ 1-9/16"	105	70 ÷ 105	3,30	0,01906	9-1/2" x 2-5/16" x 9-5/8"
	500.38 BDA	15 ÷ 40	105	5 ÷ 7,5	1,50	0,54	242 x 58 x 245
		5/8" ÷ 1-9/16"	105	70 ÷ 105	3,30	0,01906	9-1/2" x 2-5/16" x 9-5/8"



500.38 BV

430	500.38 BV	15 ÷ 40	105	5 ÷ 7,5	1,70	0,54	242 x 58 x 245
		5/8" ÷ 1-9/16"	105	70 ÷ 105	3,75	0,01906	9-1/2" x 2-1/4" x 9-5/8"

Serie chiodatrice EOL SERIES	modello	misure impiegabili (mm)	capacità caricatore (n.punti)	pressione (kg/cm ²)	peso (kg)	consumo aria (litri/colpo)	dimensioni (mm - L x W x H)
	model	applicable sizes (inch)	magazine capacity (pieces)	pressure (PSI)	weight (lbs)	air consumption (ft ³ /cycle)	dimensions (inch - L x W x H)

GRAFFE MEDIE MEDIUM WIRE STAPLES

94



94.14 S

MINI	94.14 S	9 ÷ 14	100	4 ÷ 7	0,90	0,13	223 x 43 x 153
		3/8" ÷ 9/16"	100	60 ÷ 100	1,98	0,00459	8-3/4" x 1-11/16" x 6-1/16"

UTILIZZI APPLICATIONS

Produzione di armadietti e vetrinette, assemblaggio scaffalature, unione di elementi in legno, produzione di cassette e contenitori in legno.

Production of cabinets, racks assembling, junction of wooden elements, production of wooden cases and crates.



94.38



Versione BDA - BDA model

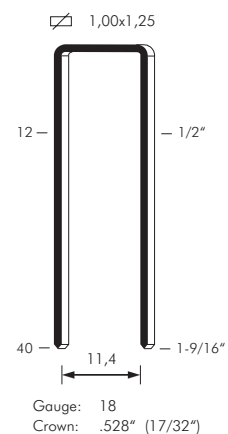
420	94.38	15 ÷ 40	105	5 ÷ 7,5	1,50	0,54	242 x 58 x 245
		5/8" ÷ 1-9/16"	105	70 ÷ 105	3,31	0,01906	9-1/2" x 2-5/16" x 9-5/8"
	94.38 BDA	15 ÷ 40	105	5 ÷ 7,5	1,50	0,54	242 x 58 x 248
		5/8" ÷ 1-9/16"	105	70 ÷ 105	3,31	0,01906	9-1/2" x 2-5/16" x 9-3/4"

SPECIFICHE SPECIFICATIONS

Punti per barretta 100
Staples per strip 100

Finitura lucido
Finishing bright

A richiesta zincato,
alluminio,
inox
On request galvanized,
aluminium,
stainless steel



GRAFFE PESANTI
HEAVY WIRE STAPLES

M1

UTILIZZI
APPLICATIONS

Coperture, sotto-pavimentazione, impermeabilizzazione tetti, rivestimenti, produzione finestre e cinte, intelaiatura mobili (fusti per salotti), assemblaggio mobili e mobiletti, costruzione di casse, scatole e insegne, imballaggi in legno, riparazione bancali, basamenti, finiture interne in legno.

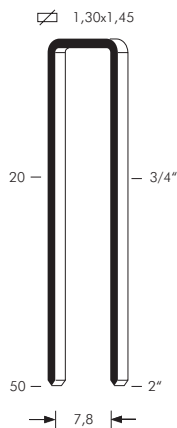
Sheathing, subflooring, roof decking, furring, production of window units and fencing, furniture frames (living-room furniture frames), cabinets/ furniture assembling, crates, boxes and shingles manufacturing, wooden packaging, pallets repair, underlayment, trimming.

SPECIFICHE
SPECIFICATIONS

Punti per barretta 75
Staples per strip 75

Finitura lucido
Finishing bright

A richiesta zincato, punta DP, punta DPP
On request galvanized, DP point, DPP point



Gauge: 17
Crown: .410" (7/16")

Serie chiodine Tool series	modello	misure impiegabili (mm)	capacità caricatore (n.punti)	pressione (kg/cm ²)	peso (kg)	consumo aria (litri/colpo)	dimensioni (mm - L x W x H)
	model	applicable sizes (inch)	magazine capacity (pieces)	pressure (PSI)	weight (lbs)	air consumption (ft ³ /cycle)	dimensions (inch - L x W x H)



M1.38 B



M1.38-104



Versione 104 (Fissaggio clip)
104 version (Clip Fixing)

420	M1.38 B	15 ÷ 40	90	5 ÷ 7,5	1,50	0,54	242 x 58 x 245
		5/8" ÷ 1-9/16"	90	70 ÷ 105	3,30	0,01906	9-1/2" x 2-5/16" x 9-5/8"
430	M1.38-104	20 ÷ 40	100	5 ÷ 7,5	1,34	0,54	246 x 58 x 254
		5/8" ÷ 1-9/16"	100	70 ÷ 105	2,95	0,01906	10-5/8" x 2-5/16" x 10"



M1.740



M1.740 NS



Versione NO-SAG
NO-SAG model

740	M1.740	15 ÷ 40	95	5 ÷ 7,5	1,91	0,75	270 x 77 x 254
		5/8" ÷ 1-9/16"	95	70 ÷ 105	4,21	0,0264	10-5/8" x 3" x 10"
	M1.740 NS	15 ÷ 40	150	5 ÷ 7,5	1,70	0,75	340 x 77 x 256
		5/8" ÷ 1-9/16"	150	70 ÷ 105	3,75	0,0264	13-3/8" x 3-1/16" x 10-1/16"
M1.740 NO-SAG	15 ÷ 40	150	5 ÷ 7,5	1,70	0,75	340 x 77 x 258	
	5/8" ÷ 1-9/16"	150	70 ÷ 105	3,75	0,0264	13-3/8" x 3-1/16" x 10-3/16"	



M1.65



M1.50

840	M1.65	20 ÷ 65	160	5 ÷ 7,5	2,14	1,40	355 x 98 x 290
		3/4" ÷ 2-9/16"	160	70 ÷ 105	4,72	0,04940	14" x 3-7/8" x 11-3/4"
850	M1.50	20 ÷ 50	160	5 ÷ 7,5	2,24	1,22	352 x 91 x 263
		3/4" ÷ 2"	160	70 ÷ 105	4,94	0,04308	13-7/8" x 3-9/16" x 10-3/8"

Serie idraulica E.O. SERIES	modello	misure impiegabili (mm)	capacità caricatore (n.punti)	pressione (kg/cm ²)	peso (kg)	consumo aria (litri/colpo)	dimensioni (mm - L x W x H)
	model	applicable sizes (inch)	magazine capacity (pieces)	pressure (PSI)	weight (lbs)	air consumption (ft ³ /cycle)	dimensions (inch - L x W x H)

GRAFFE PESANTI HEAVY WIRE STAPLES

M2



M2.38 B

420	M2.38 B	15 ÷ 40	80	5 ÷ 7,5	1,50	0,54	242 x 58 x 245
		5/8" ÷ 1-9/16"	80	70 ÷ 105	3,30	0,01906	9-1/2" x 2-5/16" x 9-5/8"

UTILIZZI APPLICATIONS

Coperture, sotto-pavimentazione, impermeabilizzazione tetti, rivestimenti, produzione finestre e cinte, intelaiatura mobili (fusti per salotti), assemblaggio mobili e mobiletti, costruzione di casse, scatole e insegne, imballaggi in legno, riparazione bancali, basamenti, finiture interne in legno.

Sheathing, subflooring, roof decking, furring, production of window units and fencing, furniture frames (living-room furniture frames), cabinets/furniture assembling, crates, boxes and shingles manufacturing, wooden packaging, pallets repair, underlayment, trimming.



M2.740 NS



Versione NO-SAG
NO-SAG model

740	M2.740 NS	15 ÷ 40	145	5 ÷ 7,5	1,70	0,75	340 x 77 x 256
		5/8" ÷ 1-9/16"	145	70 ÷ 105	3,75	0,0264	13-3/8" x 3-1/16" x 10-1/16"
	M2.740 NO-SAG	15 ÷ 40	145	5 ÷ 7,5	1,70	0,75	340 x 77 x 258
		5/8" ÷ 1-9/16"	145	70 ÷ 105	3,75	0,0264	13-3/8" x 3-1/16" x 10-3/16"

SPECIFICHE SPECIFICATIONS

Punti per barretta 71
Staples per strip 71

Finitura lucido
Finishing bright

A richiesta zincato, inox, punta DP, punta DPP, certificazione CE 14592

On request galvanized, stainless steel, DP point, DPP point, CE 14592 Certification

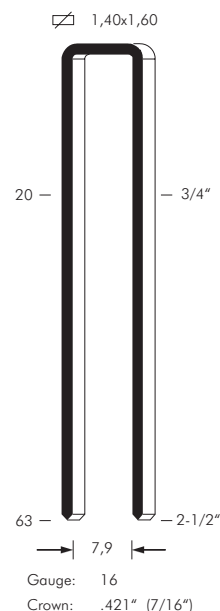


M2.65



M2.50

840	M2.65	20 ÷ 65	145	5 ÷ 7,5	2,14	1,40	355 x 98 x 290
		3/4" ÷ 2-9/16"	145	70 ÷ 105	4,72	0,0494	14" x 3-7/8" x 11-3/4"
850	M2.50	20 ÷ 50	145	5 ÷ 7,5	2,24	1,22	352 x 91 x 263
		3/4" ÷ 2"	145	70 ÷ 105	4,94	0,04308	13-7/8" x 3-9/16" x 10-3/8"



GRAFFE PESANTI
HEAVY WIRE STAPLES

700

Serie chiodatrice Tool series	modello	misure impiegabili (mm)	capacità caricatore (n.punti)	pressione (kg/cm ²)	peso (kg)	consumo aria (litri/colpo)	dimensioni (mm - L x W x H)
	model	applicable sizes (inch)	magazine capacity (pieces)	pressure (PSI)	weight (lbs)	air consumption (ft ³ /cycle)	dimensions (inch - L x W x H)

UTILIZZI APPLICATIONS

Coperture, sotto-pavimentazione, impermeabilizzazione tetti, rivestimenti, produzione finestre e cinte, intelaiatura mobili (fusti per salotti), assemblaggio mobili e mobiletti, costruzione di casse, scatole e insegne, imballaggi in legno, riparazione bancali, basamenti, finiture interne in legno.

Sheathing, subflooring, roof decking, furring, production of window units and fencing, furniture frames (living-room furniture frames), cabinets/ furniture assembling, crates, boxes and shingles manufacturing, wooden packaging, pallets repair, underlayment, trimming.

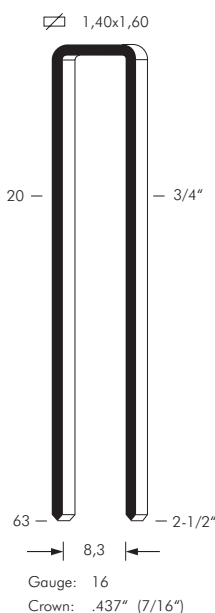
SPECIFICHE SPECIFICATIONS

Punti per barretta 71
Staples per strip 71

Finitura lucido
Finishing bright

A richiesta zincato, inox, punta DP, certificazione CE 14592

On request galvanized, stainless steel, DP point, CE 14592 Certification



700.738 CNO-SAG



Versione CNO-SAG
CNO-SAG model

740	700.738 CNO-SAG	15 ÷ 40	100	5 ÷ 7,5	1,70	0,75	263 x 77 x 258
		5/8" ÷ 1-9/16"	100	70 ÷ 105	3,75	0,0264	10-3/8" x 3-1/16" x 10-3/16"



700.738 NS

740	700.738 NS	15 ÷ 40	145	5 ÷ 7,5	1,70	0,75	340 x 77 x 256
		5/8" ÷ 1-9/16"	145	70 ÷ 105	3,75	0,0264	13-3/8" x 3-1/16" x 10-1/16"



700.65



700.50

840	700.65	20 ÷ 65	145	5 ÷ 7,5	2,14	1,40	355 x 98 x 290
		3/4" ÷ 2-9/16"	145	70 ÷ 105	4,72	0,0494	14" x 3-7/8" x 11-3/4"
850	700.50	20 ÷ 50	145	5 ÷ 7,5	2,24	1,22	352 x 91 x 263
		3/4" ÷ 2"	145	70 ÷ 105	4,94	0,04308	13-7/8" x 3-9/16" x 10-3/8"

Serie chiodatrice E.O. SERIES	modello	misure impiegabili (mm)	capacità caricatore (n.punti)	pressione (kg/cm²)	peso (kg)	consumo aria (litri/colpo)	dimensioni (mm - L x W x H)
	model	applicable sizes (inch)	magazine capacity (pieces)	pressure (PSI)	weight (lbs)	air consumption (ft³/cycle)	dimensions (inch - L x W x H)

GRAFFE PESANTI HEAVY WIRE STAPLES

S4



S4.38 B



S4.38 BDA

420	S4.38 B	15 ÷ 40	80	5 ÷ 7,5	1,50	0,54	242 x 58 x 245
		5/8" ÷ 1-9/16"	80	70 ÷ 105	3,30	0,01906	9-1/2" x 2-5/16" x 9-5/8"
	S4.38 BDA	15 ÷ 40	80	5 ÷ 7,5	1,50	0,54	242 x 58 x 245
		5/8" ÷ 1-9/16"	80	70 ÷ 105	3,30	0,01906	9-1/2" x 2-5/16" x 9-5/8"

UTILIZZI APPLICATIONS

Coperture, sotto-pavimentazione, impermeabilizzazione tetti, rivestimenti, produzione finestre e cinte, intelaiatura mobili (fusti per salotti), assemblaggio mobili e mobiletti, costruzione di casse, scatole e insegne, imballaggi in legno, riparazione bancali, basamenti, finiture interne in legno.

Sheathing, subflooring, roof decking, furring, production of window units and fencing, furniture frames (living-room furniture frames), cabinets/ furniture assembling, crates, boxes and shingles manufacturing, wooden packaging, pallets repair, underlayment, trimming.

SPECIFICHE SPECIFICATIONS

Punti per barretta 71
Staples per strip 71

Finitura lucido
Finishing bright

A richiesta zincato, inox, punta DP, certificazione CE 14592

On request galvanized, stainless steel, DP point, CE 14592 Certification

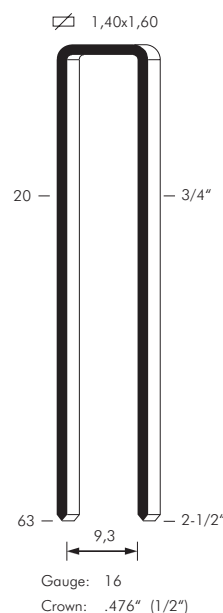


S4.65



S4.50

840	S4.65	20 ÷ 65	145	5 ÷ 7,5	2,14	1,40	355 x 98 x 290
		3/4" ÷ 2-9/16"	145	70 ÷ 105	4,72	0,0494	14" x 3-7/8" x 11-3/4"
850	S4.50	20 ÷ 50	145	5 ÷ 7,5	2,24	1,22	352 x 91 x 263
		3/4" ÷ 2"	145	70 ÷ 105	4,94	0,04308	13-7/8" x 3-9/16" x 10-3/8"



1016

Serie cilindrica Tool series	modello	misure impiegabili (mm)	capacità caricatore (n.punti)	pressione (kg/cm ²)	peso (kg)	consumo aria (litri/colpo)	dimensioni (mm - L x W x H)
	model	applicable sizes (inch)	magazine capacity (pieces)	pressure (PSI)	weight (lbs)	air consumption (ft ³ /cycle)	dimensions (inch - L x W x H)

UTILIZZI APPLICATIONS

Coperture, sotto-pavimentazione, impermeabilizzazione tetti, rivestimenti, produzione finestre e cinte, intelaiatura mobili (fusti per salotti), assemblaggio mobili e mobiletti, costruzione di casse, scatole e insegne, imballaggi in legno, riparazione bancali, basamenti, finiture interne in legno.

Sheathing, subflooring, roof decking, furring, production of window units and fencing, furniture frames (living-room furniture frames), cabinets/ furniture assembling, crates, boxes and shingles manufacturing, wooden packaging, pallets repair, underlayment, trimming.

SPECIFICHE SPECIFICATIONS

Punti per barretta 71
Staples per strip 71

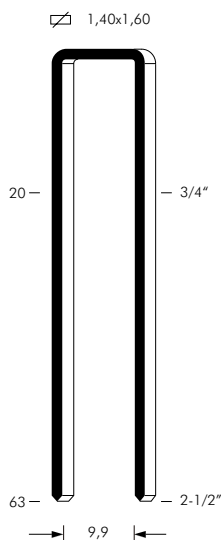
Finitura lucido
Finishing bright

A richiesta zincato
On request galvanized



1016.50

850	1016.50	20 ÷ 50	145	5 ÷ 7,5	2,24	1,22	352 x 91 x 263
		3/4" ÷ 2"	145	70 ÷ 105	4,94	0,04308	13-7/8" x 3-9/16" x 10-3/8"



Gauge: 16
Crown: .500" (1/2")

Serie chiodatrice EOL SERIES	modello	misure impiegabili (mm)	capacità caricatore (n.punti)	pressione (kg/cm ²)	peso (kg)	consumo aria (litri/colpo)	dimensioni (mm - L x W x H)
	model	applicable sizes (inch)	magazine capacity (pieces)	pressure (PSI)	weight (lbs)	air consumption (ft ³ /cycle)	dimensions (inch - L x W x H)

GRAFFE PESANTI HEAVY WIRE STAPLES

140

UTILIZZI APPLICATIONS

Costruzione di tetti (posa di tegole canadesi), intelaiatura di mobili, porte e finestre, isolamento, installazioni con feltro, imballaggio (fissaggio di cartone su bancale), targhe e insegne.

Roofing (tiling), furniture, door and window frames, plates and shingles, felt installation, insulation.



140.738

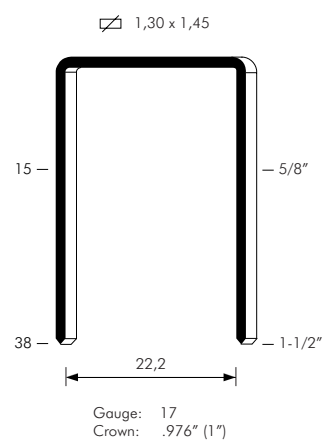
740	140.738	15 ÷ 38	160	5 ÷ 7,5	2,00	0,75	345 x 77 x 243
		5/8" ÷ 1-1/2"	160	70 ÷ 105	4,40	0,0264	13-9/16" x 3" x 9-9/16"

SPECIFICHE SPECIFICATIONS

Punti per barretta 50
Staples per strip 50

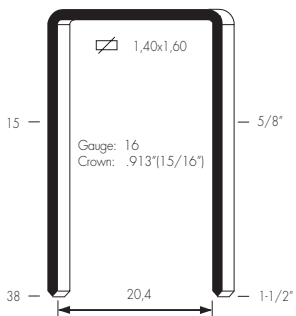
Finitura zincato
Finishing galvanized

A richiesta alluminio
On request aluminium



GRAFFE PESANTI
HEAVY WIRE STAPLES

WK



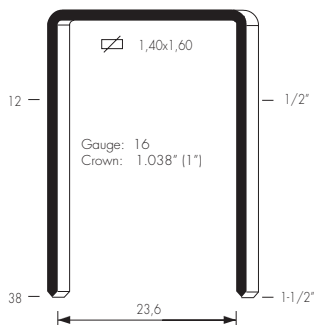
Serie chiodatrice Tool series	modello	misure impiegabili (mm)	capacità caricatore (n.punti)	pressione (kg/cm ²)	peso (kg)	consumo aria (litri/colpo)	dimensioni (mm - L x W x H)
	model	applicable sizes (inch)	magazine capacity (pieces)	pressure (PSI)	weight (lbs)	air consumption (ft ³ /cycle)	dimensions (inch - L x W x H)



WK.738

740	WK.738	15 ÷ 38	150	5 ÷ 7,5	2,00	0,75	345 x 77 x 243
		5/8" ÷ 1-1/2"	150	70 ÷ 105	4,40	0,0264	13-9/16" x 3" x 9-9/16"

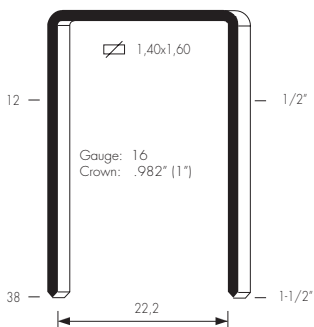
WP



WP.738

740	WP.738	12 ÷ 38	150	5 ÷ 7,5	2,00	0,75	345 x 77 x 243
		1" ÷ 1-1/2"	150	70 ÷ 105	4,40	0,0264	13-9/16" x 3" x 9-9/16"

WS



WS.738

740	WS.738	12 ÷ 38	150	5 ÷ 7,5	2,00	0,75	345 x 77 x 243
		1" ÷ 1-1/2"	150	70 ÷ 105	4,40	0,0264	13-9/16" x 3" x 9-9/16"

SPECIFICHE
SPECIFICATIONS

Punti per barretta 71
Staples per strip 71

Finitura Finishing	lucido bright
A richiesta On request	zincato, inox, punta DP, alluminio galvanized, stainless steel, DP point, aluminium

UTILIZZI
APPLICATIONS

Costruzione di tetti (posa di tegole canadesi), intelaiatura di mobili porte e finestre, isolamento, installazioni con feltro, imballaggio (fissaggio di cartone su bancale), targhe e insegne.
Roofing (tiling), furniture, door and window frames, plates and shingles, felt installation, insulation.

Serie chiodatrice EOL SERIES	modello	misure impiegabili (mm)	capacità caricatore (n.punti)	pressione (kg/cm ²)	peso (kg)	consumo aria (litri/colpo)	dimensioni (mm - L x W x H)
	model	applicable sizes (inch)	magazine capacity (pieces)	pressure (PSI)	weight (lbs)	air consumption (ft ³ /cycle)	dimensions (inch - L x W x H)

GRAFFE PESANTI HEAVY WIRE STAPLES

M3



M3.65

MORE	M3.65	32 ÷ 65	130	5 ÷ 8	2,50	1,25	369 x 98 x 338
		1-1/4" ÷ 2-9/16"	130	70 ÷ 115	5,51	0,044	14-1/2" x 3-7/8" x 13-5/16"

UTILIZZI APPLICATIONS

Coperture, sotto-pavimentazione, impermeabilizzazione tetti, rivestimenti, produzione finestre e cinte, intelaiatura mobili (fusti per salotti), assemblaggio mobili e mobiletti, costruzione di casse, scatole e insegne, imballaggi in legno, riparazione bancali.

Sheathing, subflooring, roof decking, furring, production of window units and fencing, furniture frames (living-room furniture frames), cabinets/ furniture assembling, crates, boxes and shingles manufacturing, wooden packaging, pallets repair.

SPECIFICHE SPECIFICATIONS

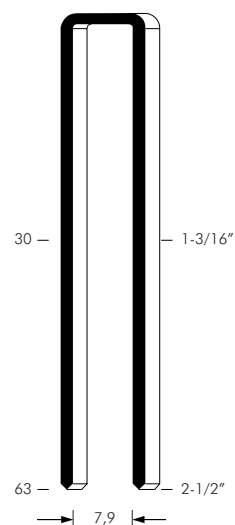
Punti per barretta 60
Staples per strip 60

Finitura lucido
Finishing bright

A richiesta zincato,
certificazione
CE 14592
On request galvanized,
CE 14592
Certification



1,60x1,90



Gauge: 15
Crown: .437" (7/16")

GRAFFE PESANTI
HEAVY WIRE STAPLES

S29

serie chiodatrice Tool series	modello	misure impiegabili (mm)	capacità caricatore (n.punti)	pressione (kg/cm ²)	peso (kg)	consumo aria (litri/colpo)	dimensioni (mm - L x W x H)
	model	applicable sizes (inch)	magazine capacity (pieces)	pressure (PSI)	weight (lbs)	air consumption (ft ³ /cycle)	dimensions (inch - L x W x H)

UTILIZZI APPLICATIONS

Fissaggio pannelli isolanti nel campo edilizio.

Insulating panel fixing in constructions.

SPECIFICHE SPECIFICATIONS

Punti per barretta 50
Staples per strip 50

Finitura zincato
Finishing galvanized

A richiesta inox,
certificazione CE 14592
stainless steel,
CE 14592
Certification

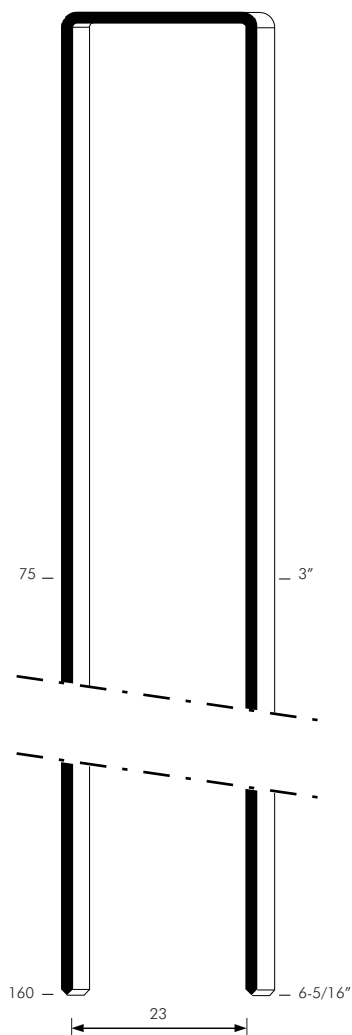
On request



S29.130

MORE	S29.130	65 ÷ 130	120	7 ÷ 7,5	5,85	2,93	400 x 133 x 397
		2-9/16" ÷ 5"	120	100 ÷ 105	12,90	0,1034	15-3/4" x 5-1/4" x 15-5/8"

1,80 x 2,10



Gauge: 14
Crown: 1.047" (1")



S29.160

MORE	S29.160	65 ÷ 160	120	7 ÷ 7,5	6,25	4,35	400 x 133 x 480
		2-9/16" ÷ 6-5/16"	120	100 ÷ 105	13,80	0,1536	15-3/4" x 5-1/4" x 18-7/8"



SPILLI E GROPPINI PINS & BRADS

Pins 6

UTILIZZI APPLICATIONS

Fissaggi invisibili, fissaggi pre-incollaggio, finiture in legno, produzione di mobili in giunco, di cornici per quadri e specchi, listelli per porte e finestre.

Invisible fixing, pre-gluing fixing, trimming, production of rattan furniture, mirror frames and picture frames, door and window trims.

SPECIFICHE SPECIFICATIONS

Punti per barretta 100
Pins per strip 100

Finitura stanox
Finishing liquor finish

A richiesta zincato, inox, testa verniciata, blister da 5000 pz.

On request galvanized, stainless steel, painted head, 5000 pcs. blister pack



serie chiodine Tool series	modello	misure impiegabili (mm)	capacità caricatore (n.punti)	pressione (kg/cm ²)	peso (kg)	consumo aria (litri/colpo)	dimensioni (mm - L x W x H)
	model	applicable sizes (inch)	magazine capacity (pieces)	pressure (PSI)	weight (lbs)	air consumption (ft ³ /cycle)	dimensions (inch - L x W x H)



P.5 - P.7

100	P.5	5	200	4 ÷ 6	0,65	0,10	200 x 33 x 148
		3/16"	200	60 ÷ 90	1,43	0,00353	7-7/8" x 1-5/16" x 5-13/16"
	P.7	7 ÷ 8	200	4 ÷ 6	0,65	0,10	200 x 33 x 148
		9/32" ÷ 5/16"	200	60 ÷ 90	1,43	0,00353	7-7/8" x 1-5/16" x 5-13/16"



PR.18

100	PR.18	10 ÷ 18	200	4 ÷ 7	0,65	0,10	200 x 33 x 148
		3/8" ÷ 11/16"	200	60 ÷ 100	1,43	0,00353	7-7/8" x 1-5/16" x 5-13/16"



PR.28 - PR.30

MINI	PR.28	15 ÷ 28	200	4,5 ÷ 6	1,03	0,15	219 x 43 x 162
		5/8" ÷ 1-1/8"	200	65 ÷ 90	2,27	0,0053	8-5/8" x 1-11/16" x 6-3/8"
	PR.30	18 ÷ 30	200	4,5 ÷ 6	1,03	0,15	219 x 43 x 162
		11/16" ÷ 1-3/16"	200	65 ÷ 90	2,27	0,0053	8-5/8" x 1-11/16" x 6-3/8"

modello	misure impiegabili (mm)	capacità caricatore (n.punti)	pressione (kg/cm ²)	peso (kg)	consumo aria (litri/colpo)	dimensioni (mm - L x W x H)
model	applicable sizes (inch)	magazine capacity (pieces)	pressure (PSI)	weight (lbs)	air consumption (ft ³ /cycle)	dimensions (inch - L x W x H)

**SPILLI E GROPPINI
PINS & BRADS**

Pins 8

UTILIZZI APPLICATIONS

Finiture per mobili in legno e in giunco, manifattura di cornici per quadri e specchi, telai di finestre, coprifili per porte.

Wooden and rattan furniture trimming, manufacturing of mirror frames and picture frames, window frames, door wire covering.



R8.28

SPECIFICHE SPECIFICATIONS

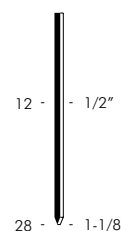
Punti per barretta 70
Pins per strip 70

Finitura zincato
Finishing galvanized

A richiesta stanox, inox, testa verniciata
On request liquor finish, stainless steel, painted head

MINI	R8.28	15 ÷ 28	150	4,5 ÷ 6,5	1,03	0,15	219 x 43 x 162
		5/8" ÷ 1-1/8"	150	65 ÷ 95	2,27	0,0053	8-5/8" x 1-11/16" x 6-3/8"

0,75x0,90



Gauge: 21

Pins I

UTILIZZI APPLICATIONS

Fissaggio di cornici e profili su mobili, serramenti e infissi, perlinati, rivestimenti su prefabbricati, fissaggio battiscopa, decorazioni con legno.

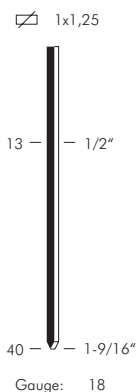
Furniture, door and window beading, matchboarding, paneling on prefabricated buildings, skirting board fixing, decorative trimming.

SPECIFICHE SPECIFICATIONS

Punti per barretta 100
Pins per strip 100

Finitura zincato
Finishing galvanized

A richiesta inox
On request stainless steel



serie chiodatine DOL series	modello	misure impiegabili (mm)	capacità caricatore (n.punti)	pressione (kg/cm ²)	peso (kg)	consumo aria (litri/colpo)	dimensioni (mm - L x W x H)
	model	applicable sizes (inch)	magazine capacity (pieces)	pressure (PSI)	weight (lbs)	air consumption (ft ³ /cycle)	dimensions (inch - L x W x H)



RI.25 - RI.28

MINI	RI.25	12 ÷ 25	100	4,5 ÷ 7	1,07	0,15	219 x 43 x 186
		1/2" ÷ 1"	100	65 ÷ 100	2,36	0,0053	8-5/8" x 1-11/16" x 7-5/16"
	RI.28	15 ÷ 28	100	4,5 ÷ 7	1,07	0,15	219 x 43 x 186
		5/8" ÷ 1-1/8"	100	65 ÷ 100	2,36	0,0053	8-5/8" x 1-11/16" x 7-5/16"



RI.215 CL2

220	RI.215 CL2	12 ÷ 15	210	5 ÷ 7,5	1,71	0,34	388 x 50 x 215
		1/2" ÷ 5/8"	210	70 ÷ 105	3,77	0,012	15-1/4" x 2" x 8-7/16"



RI.228 CL2

220	RI.228 CL2	25 ÷ 28	210	5 ÷ 7,5	1,85	0,34	388 x 50 x 215
		1" ÷ 1-1/8"	210	70 ÷ 105	4,08	0,012	15-1/4" x 2" x 8-7/16"



Sensore a richiesta
Sensor on request



12.40

220	12.40	12 ÷ 40	100	5 ÷ 7,5	1,15	0,34	226 x 50 x 223
		1/2" ÷ 1-9/16"	100	70 ÷ 105	2,54	0,012	8-15/16" x 2" x 8-3/4"
	12.40 D	12 ÷ 40	100	5 ÷ 7,5	1,28	0,34	226 x 50 x 226
		1/2" ÷ 1-9/16"	100	70 ÷ 105	2,82	0,012	8-15/16" x 2" x 8-7/8"



Versione D - D model

modello	misure impiegabili (mm)	capacità caricatore (n.punti)	pressione (kg/cm ²)	peso (kg)	consumo aria (litri/colpo)	dimensioni (mm - L x W x H)
model	applicable sizes (inch)	magazine capacity (pieces)	pressure (PSI)	weight (lbs)	air consumption (ft ³ /cycle)	dimensions (inch - L x W x H)

**SPILLI E GROPPINI
PINS & BRADS**

Pins AP

UTILIZZI APPLICATIONS

Telai di finestre.

Window frames.

SPECIFICHE SPECIFICATIONS

Punti per barretta 29
Pins per strip 29

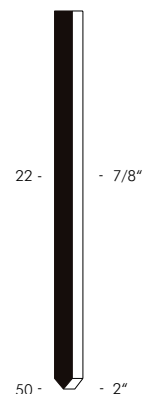
Finitura alluminio
Finishing aluminium



AP.50

840	AP.50	22 ÷ 50	90	5 ÷ 8,3	2,80	1,40	377 x 98 x 294
		7/8" ÷ 2"	90	70 ÷ 120	6,17	0,0494	14-13/16" x 3-7/8" x 11-9/16"

2,40x2,80



Gauge: 12

serie chiodatrice Nails series	modello	misure impiegabili (mm)	capacità caricatore (n.punti)	pressione (kg/cm ²)	peso (kg)	consumo aria (litri/colpo)	dimensioni (mm - L x W x H)
	model	applicable sizes (inch)	magazine capacity (pieces)	pressure (PSI)	weight (lbs)	air consumption (ft ³ /cycle)	dimensions (inch - L x W x H)

Brads B6

UTILIZZI APPLICATIONS

Fissaggio di cornici e profili, fissaggi invisibili, fissaggi pre-incollaggio, finiture in legno, produzione di mobili in giunco, di cornici per quadri e specchi, listelli per porte e finestre.

Invisible fixing, pre-gluing fixing, trimming, production of rattan furniture, mirror frames and picture frames, door and window trims.



B6.35

MINI	B6.35	12 ÷ 35	200	4,5 ÷ 6	1,07	0,15	240 x 43 x 192
		1/2" ÷ 1-3/8"	200	65 ÷ 90	2,36	0,00530	9-1/2" x 1-11/16" x 7-9/16"

SPECIFICHE SPECIFICATIONS

Punti per barretta 100
Brads per strip 100

Finitura stanox
Finishing liquor finish

A richiesta inox, testa verniciata, blister da 5000 pz.
On request stainless steel, painted head, 5000 pcs. blister pack



B6.50 N

MINI	B6.50 N	22 ÷ 50	150	5 ÷ 6,5	1,15	0,22	192 x 43 x 254
		7/8" ÷ 2"	150	70 ÷ 95	2,53	0,00777	7-9/16" x 1-11/16" x 10"



Brads M

modello	misure impiegabili (mm)	capacità caricatore (n.punti)	pressione (kg/cm ²)	peso (kg)	consumo aria (litri/colpo)	dimensioni (mm - L x W x H)
model	applicable sizes (inch)	magazine capacity (pieces)	pressure (PSI)	weight (lbs)	air consumption (ft ³ /cycle)	dimensions (inch - L x W x H)



MG.30

MINI	MG.30	12 ÷ 30	150	4,5 ÷ 7	0,95	0,15	213 x 43 x 167
		1/2" ÷ 1-3/16"	150	65 ÷ 100	2,09	0,0053	8-3/8" x 1-11/16" x 6-9/16"

UTILIZZI APPLICATIONS

Modanatura su mobili e serramenti, lavori di decorazione, assemblaggio con legno tenero, mobili in giunco, pannelli di tappezzeria e in legno, assemblaggio pannelli.

Furniture, doors and windows beading, decorative trimming, light wood assembling, rattan furniture, upholstered and trim panels, panels assembling.



MG.30 SS

MINI	MG.30 SS	12 ÷ 30	150	4,5 ÷ 7	0,95	0,15	213 x 43 x 163
		1/2" ÷ 1-3/16"	150	65 ÷ 100	2,09	0,0053	8-3/8" x 1-11/16" x 6-7/16"

SPECIFICHE SPECIFICATIONS

Punti per barretta 140
Brads per strip 140

Finitura zincato
Finishing galvanized

A richiesta inox,
testa verniciata
On request stainless steel,
painted head



MG.40



MG.50

220	MG.40	12 ÷ 40	150	5 ÷ 7,5	1,15	0,34	226 x 50 x 223
		1/2" ÷ 1-9/16"	150	70 ÷ 105	2,54	0,012	8-15/16" x 2" x 8-3/4"
230	MG.50	21 ÷ 50	150	5 ÷ 7	1,60	0,41	242 x 65 x 268
		7/8" ÷ 2"	150	70 ÷ 100	3,53	0,01448	9-1/2" x 2-9/16" x 10-9/16"

Ø 0,75x0,90

1,4

12 — — 1/2"

50 — — 2"

Gauge: 21

Head width: .055"

serie chiodatrice Tool series	modello	misure impiegabili (mm)	capacità caricatore (n.punti)	pressione (kg/cm ²)	peso (kg)	consumo aria (litri/colpo)	dimensioni (mm - L x W x H)
	model	applicable sizes (inch)	magazine capacity (pieces)	pressure (PSI)	weight (lbs)	air consumption (ft ³ /cycle)	dimensions (inch - L x W x H)

Brads 12

UTILIZZI APPLICATIONS

Modanatura su mobili e serramenti, assemblaggio di armadietti e cassetti, costruzione di barche, fissaggio battiscopa, coprifili a parete, perlinati, produzione di calzature, assemblaggio pannelli e cornici, pannelli di tappezzeria o in legno, finiture decorative interne, fissaggio cornici ferma vetro.

Furniture, doors and windows beading, cabinets and drawers assembling, boats construction, skirting board fixing, wire covers, matchboarding, shoemaking, panels and frames assembling, upholstered and trim panels, decorative trims, glazing applications.

SPECIFICHE SPECIFICATIONS

Punti per barretta 100
Brads per strip 100

Finitura zincato
Finishing galvanized

A richiesta testa verniciata, testa piccola (1,7), inox, alluminio
On request painted head, slight head (.065"), stainless steel, aluminium



12.28



Versione D - D model

MINI	Model	10 ÷ 28		3/8" ÷ 1-1/8"		10 ÷ 28		3/8" ÷ 1-1/8"	
		100	100	4,5 ÷ 6	65 ÷ 90	1,04	2,29	0,15	0,0053
12.28	12.28	100	100	4,5 ÷ 6	65 ÷ 90	1,04	2,29	0,15	0,0053
		100	100	4,5 ÷ 6	65 ÷ 90	1,10	2,42	0,15	0,0053
12.28 D	12.28 D	226 x 43 x 162	226 x 43 x 182	8-7/8" x 1-11/16" x 6-3/8"	8-7/8" x 1-11/16" x 7-3/16"				

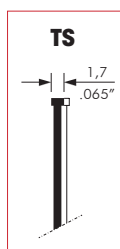
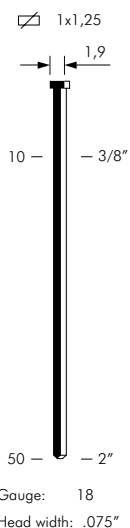


12.40

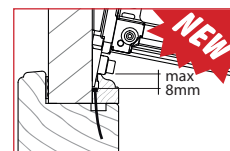


Versione D - D model

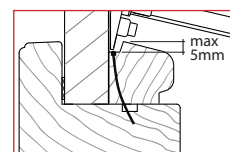
220	Model	12 ÷ 40		1/2" ÷ 1-9/16"		12 ÷ 40		1/2" ÷ 1-9/16"	
		100	100	5 ÷ 7,5	70 ÷ 105	1,15	2,54	0,34	0,012
12.40	12.40	100	100	5 ÷ 7,5	70 ÷ 105	1,15	2,54	0,34	0,012
		100	100	5 ÷ 7,5	70 ÷ 105	1,28	2,82	0,34	0,012
12.40 D	12.40 D	226 x 50 x 223	226 x 50 x 226	8-15/16" x 2" x 8-3/4"	8-15/16" x 2" x 8-7/8"				



12.40 G



Versione G4 - G4 model



Versione G - G model

220	Model	25 ÷ 40		1" ÷ 1-9/16"		25 ÷ 40		1" ÷ 1-9/16"	
		100	100	5 ÷ 7	70 ÷ 100	1,25	2,76	0,34	0,012
12.40 G	12.40 G	100	100	5 ÷ 7	70 ÷ 100	1,25	2,76	0,34	0,012
		100	100	5 ÷ 7	70 ÷ 100	1,25	2,76	0,34	0,012
12.40 G4	12.40 G4	252 x 52 x 228	245 x 52 x 228	9-15/16" x 2-1/16" x 9"	9-5/8" x 2-1/16" x 9"				

modello	misure impiegabili (mm)	capacità caricatore (n.punti)	pressione (kg/cm ²)	peso (kg)	consumo aria (litri/colpo)	dimensioni (mm - L x W x H)
model	applicable sizes (inch)	magazine capacity (pieces)	pressure (PSI)	weight (lbs)	air consumption (ft ³ /cycle)	dimensions (inch - L x W x H)

SPILLI E GROPPINI
PINS & BRADS

Brads 12



12.40 CL2-5



Versione 51 (sicura frontale)
51 model (frontal safety)

UTILIZZI APPLICATIONS

Modanatura su mobili e serramenti, assemblaggio di armadietti e cassetti, costruzione di barche, fissaggio battiscopa, coprifili a parete, perlinati, produzione di calzature, assemblaggio pannelli e cornici, pannelli di tappezzeria o in legno, finiture decorative interne, fissaggio cornici ferma vetro.

Furniture, doors and windows beading, cabinets and drawers assembling, boats construction, skirting board fixing, wire covers, matchboarding, shoemaking, panels and frames assembling, upholstered and trim panels, decorative trims, glazing applications.

SPECIFICHE SPECIFICATIONS

Punti per barretta 100
Brads per strip 100

Finitura zincato
Finishing galvanized

A richiesta testa verniciata, testa piccola (1,7), inox, alluminio
On request painted head, slight head (.065"), stainless steel, aluminium

220	12.40 CL2-5	12 ÷ 40	210	5 ÷ 7,5	1,64	0,34	365 x 50 x 222
		1/2" ÷ 1-9/16"	210	70 ÷ 105	3,62	0,012	14-3/8" x 2" x 8-3/4"
	12.40 CL2-51	12 ÷ 40	210	5 ÷ 7,5	1,64	0,34	365 x 50 x 222
		1/2" ÷ 1-9/16"	210	70 ÷ 105	3,62	0,012	14-3/8" x 2" x 8-3/4"



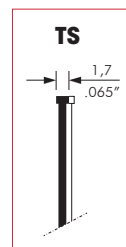
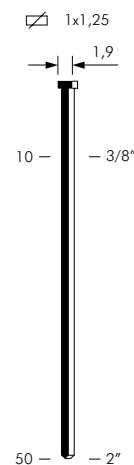
12.25 CLT3

220	12.25 CLT3	13 ÷ 25	300	5 ÷ 7,5	2,20	0,34	500 x 50 x 220
		1/2" ÷ 1"	300	70 ÷ 105	4,85	0,012	19-11/16" x 2" x 8-11/16"



12.50

420	12.50	20 ÷ 50	110	5 ÷ 7,5	1,35	0,54	229 x 58 x 250
		3/4" ÷ 2"	110	70 ÷ 105	2,98	0,01906	9-1/16" x 2-5/16" x 9-7/8"



Gauge: 18
Head width: .075"

Serie chiodatrice Nails series	modello	misure impiegabili (mm)	capacità caricatore (n.punti)	pressione (kg/cm ²)	peso (kg)	consumo aria (litri/colpo)	dimensioni (mm - L x W x H)
	model	applicable sizes (inch)	magazine capacity (pieces)	pressure (PSI)	weight (lbs)	air consumption (ft ³ /cycle)	dimensions (inch - L x W x H)

Brads 14

UTILIZZI APPLICATIONS

Serramenti, stand fieristici, lavori di carpenteria in legno, produzione di sedie e fusti per salotti, fissaggio di perlinati e battiscopa, assemblaggio con legno tenero, rivestimento a pannelli, cofani mortuari.

Doors and windows manufacturing, exhibition booths, wooden carpentry work, manufacturing of seats and living-room furniture frames, matchboarding and skirting boards fixing, light wood assembly, panelling, coffins.

SPECIFICHE SPECIFICATIONS

Punti per barretta 50
Brads per strip 50

Finitura zincato
Finishing galvanized

A richiesta testa verniciata,
inox, alluminio
On request painted head,
stainless steel,
aluminium



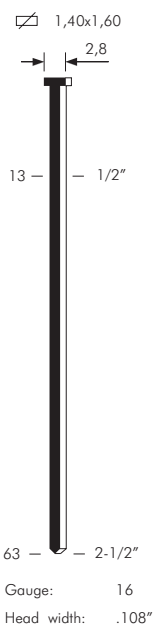
14.25 CLT4

220	14.25 CLT4	13 ÷ 25	200	5 ÷ 7,5	2,14	0,34	455 x 50 x 220
		1/2" ÷ 1"	200	70 ÷ 105	4,72	0,012	17-15/16" x 2" x 8-11/16"



14.32

420	14.32	13 ÷ 32	100	5 ÷ 7,5	1,43	0,54	274 x 58 x 219
		1/2" ÷ 1-1/4"	100	70 ÷ 105	3,15	0,01906	10-13/16" x 2-5/16" x 8-5/8"



14.32 CLD4

420	14.32 CLD4	20 ÷ 32	200	5 ÷ 7	1,70	0,54	510 x 58 x 213
		3/4" ÷ 1-1/4"	200	70 ÷ 100	3,75	0,01906	20-1/16" x 2-5/16" x 8-3/8"

Brads 14

Serie chiodatrice D.O. SERIES	modello	misure impiegabili (mm)	capacità caricatore (n.punti)	pressione (kg/cm ²)	peso (kg)	consumo aria (litri/colpo)	dimensioni (mm - L x W x H)
	model	applicable sizes (inch)	magazine capacity (pieces)	pressure (PSI)	weight (lbs)	air consumption (ft ³ /cycle)	dimensions (inch - L x W x H)



14.50



Versione A - A model

UTILIZZI APPLICATIONS

Serramenti, stand fieristici, lavori di carpenteria in legno, produzione di sedie e fusti per salotti, fissaggio di perlinati e battiscopa, assemblaggio con legno tenero, rivestimento a pannelli, cofani mortuari.

Doors and windows manufacturing, exhibition booths, wooden carpentry work, manufacturing of seats and living-room furniture frames, matchboarding and skirting boards fixing, light wood assembly, panelling, coffins.

420	14.50	20 ÷ 50	100	5 ÷ 7,5	1,45	0,54	276 x 58 x 250
		3/4" ÷ 2"	100	70 ÷ 105	3,20	0,01906	10-7/8" x 2-5/16" x 9-7/8"
	14.50 A	20 ÷ 50	100	5 ÷ 7,5	1,55	0,58	276 x 58 x 276
		3/4" ÷ 2"	100	70 ÷ 105	3,42	0,0205	10-7/8" x 2-5/16" x 10-7/8"

SPECIFICHE SPECIFICATIONS

Punti per barretta 50
Brads per strip 50

Finitura zincato
Finishing galvanized

A richiesta testa verniciata, inox, alluminio
On request painted head, stainless steel, aluminium

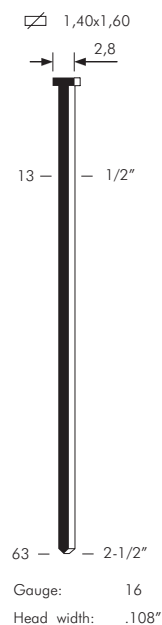


B14.763



Versione NS - NS model

740	B14.763	25 ÷ 63	110	5 ÷ 7,5	1,70	0,75	308 x 77 x 261
		1" ÷ 2-1/2"	110	70 ÷ 105	3,75	0,0264	12-1/8" x 3" x 10-1/4"
	B14.763 NS	25 ÷ 63	110	5 ÷ 7,5	1,70	0,75	308 x 77 x 261
		1" ÷ 2-1/2"	110	70 ÷ 105	3,75	0,0264	12-1/8" x 3" x 10-1/4"



serie chiodatrice Nails series	modello	misure impiegabili (mm)	capacità caricatore (n.punti)	pressione (kg/cm ²)	peso (kg)	consumo aria (litri/colpo)	dimensioni (mm - L x W x H)
	model	applicable sizes (inch)	magazine capacity (pieces)	pressure (PSI)	weight (lbs)	air consumption (ft ³ /cycle)	dimensions (inch - L x W x H)

Brads 17

UTILIZZI APPLICATIONS

Lavori di carpenteria in legno, assemblaggio mobili, allestimenti fieristici, costruzione pannelli, finitura serramenti, posa parquettes.

Wooden carpentry work, furniture frame assembly, exhibiting booths, finishing paneling, door and window trims, parquets laying.



B17.64

840	B17.64	25 ÷ 64	74	5 ÷ 8,3	2,14	1,40	323 x 98 x 293
		1" ÷ 2-1/2"	74	70 ÷ 120	4,71	0,0494	12-11/16" x 3-7/8" x 11-9/16"

SPECIFICHE SPECIFICATIONS

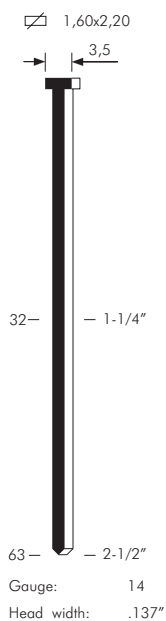
Punti per barretta 37
Brads per strip 37

Finitura zincato
Finishing galvanized



B17.70 CL4-3

840	B17.70 CL4-3	32 ÷ 70	160	5 ÷ 8,3	3,50	1,40	572 x 91 x 286
		1-1/4" ÷ 2-3/4"	160	70 ÷ 120	7,72	0,0494	22-1/2" x 3-9/16" x 11-3/8"



B17.70 CL4-4

840	B17.70 CL4-4	32 ÷ 70	160	5 ÷ 8,3	4,46	1,40	586 x 92 x 303
		1-1/4" ÷ 2-3/4"	160	70 ÷ 120	9,83	0,0494	23-1/16" x 3-5/8" x 11-15/16"

serie chiodatrice D.O. SERIES	modello	misure impiegabili (mm)	capacità caricatore (n.punti)	pressione (kg/cm ²)	peso (kg)	consumo aria (litri/colpo)	dimensioni (mm - L x W x H)
	model	applicable sizes (inch)	magazine capacity (pieces)	pressure (PSI)	weight (lbs)	air consumption (ft ³ /cycle)	dimensions (inch - L x W x H)

**SPILLI E GROPPINI
PINS & BRADS**

DA

UTILIZZI APPLICATIONS

Fissaggio pannelli di legno,
mobili in legno, telai
per porte e finestre,
decorazioni, pavimentazioni,
rivestimento a pannelli, scale.

Baseboard, wood furniture,
door and window casings,
decorations, hardwood
flooring, paneling, staircases.



DA.64

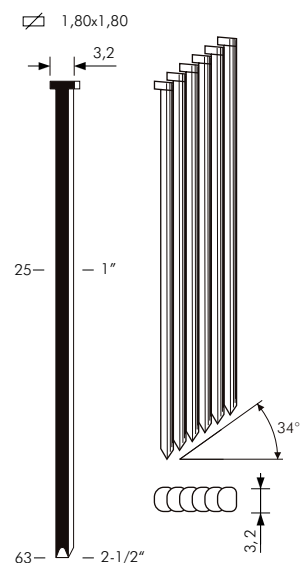
SPECIFICHE SPECIFICATIONS

Punti per barretta 100
Brads per strip 100

Finitura zincato
Finishing galvanized

A richiesta inox
On request stainless steel

MORE	DA.64	25 ÷ 64	105	5 ÷ 8	1,95	1,44	349 x 85 x 314
		1" ÷ 2-1/2"	105	70 ÷ 115	4,30	0,05085	13-3/4" x 3-3/8" x 12-3/8"



Gauge: 15
Head width: .126"

DB15

serie chiodatrice Tool series	modello	misure impiegabili (mm)	capacità caricatore (n.punti)	pressione (kg/cm ²)	peso (kg)	consumo aria (litri/colpo)	dimensioni (mm - L x W x H)
	model	applicable sizes (inch)	magazine capacity (pieces)	pressure (PSI)	weight (lbs)	air consumption (ft ³ /cycle)	dimensions (inch - L x W x H)

UTILIZZI APPLICATIONS

Fissaggio pannelli di legno,
mobili in legno, telai
per porte e finestre,
decorazioni, pavimentazioni,
rivestimento a pannelli, scale.

Baseboard, wood furniture,
door and window casings,
decorations, hardwood
flooring, paneling, staircases.

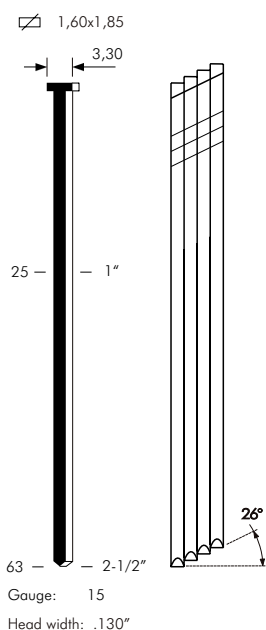
SPECIFICHE SPECIFICATIONS


Punti per barretta Brads per strip	50 50
Finitura Finishing	zincato galvanized
A richiesta On request	inox stainless steel



DB15.64

MORE	DB15.64	25 ÷ 64	100	5 ÷ 8	1,88	1,44	380 x 85 x 313
		1" ÷ 2-1/2"	100	70 ÷ 115	4,14	0,05085	15" x 3-3/8" x 12-5/16"





GRAFFE PER IMBALLAGGIO
CARTON CLOSING STAPLES

GRAFFE PER IMBALLAGGIO
CARTON CLOSING STAPLES

**GRAFFE PER IMBALLAGGIO
CARTON CLOSING STAPLES**

80

serie chiodatrice Tool series	modello	misure impiegabili (mm)	capacità caricatore (n.punti)	pressione (kg/cm ²)	peso (kg)	consumo aria (litri/colpo)	dimensioni (mm - L x W x H)
	model	applicable sizes (inch)	magazine capacity (pieces)	pressure (PSI)	weight (lbs)	air consumption (ft ³ /cycle)	dimensions (inch - L x W x H)

**UTILIZZI
APPLICATIONS**

Chiusura imballi di cartone.

Carton closing.

**SPECIFICHE
SPECIFICATIONS**

Punti per barretta 150/139/125
Staples per strip 150/139/125

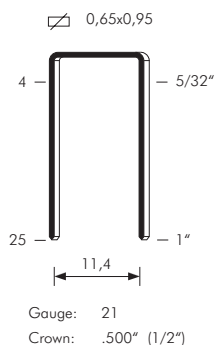
Finitura stanox
Finishing liquor finish

A richiesta zincato
On request galvanized



PL80.16 LJ

MINI	PL80.16 LJ	10 ÷ 16	280	4,5 ÷ 6,5	1,85	0,20	357 x 64 x 249
		3/8" ÷ 5/8"	280	65 ÷ 95	4,08	0,0070	14" x 2-1/2" x 9-13/16"



Serie: chiodatrice D.O.P. 51813	modello	misure impiegabili (mm)	capacità caricatore (n.punti)	pressione (kg/cm ²)	peso (kg)	consumo aria (litri/colpo)	dimensioni (mm - L x W x H)
	model	applicable sizes (inch)	magazine capacity (pieces)	pressure (PSI)	weight (lbs)	air consumption (ft ³ /cycle)	dimensions (inch - L x W x H)

GRAFFE PER IMBALLAGGIO CARTON CLOSING STAPLES

50



PL50.16 LJ



PL50.16 LJC

MINI	PL50.16 LJ	10 ÷ 16	210	4,5 ÷ 6,5	1,85	0,20	357 x 64 x 249
		3/8" ÷ 5/8"	210	65 ÷ 95	4,08	0,0070	14" x 2-1/2" x 9-13/16"
	PL50.16 LJC	10 ÷ 16	105	4,5 ÷ 6,5	1,70	0,20	223 x 64 x 249
		3/8" ÷ 5/8"	105	65 ÷ 95	3,75	0,0070	8-3/4" x 2-1/2" x 9-13/16"

UTILIZZI APPLICATIONS

Chiusura imballi di cartone.

Carton closing.

SPECIFICHE SPECIFICATIONS

Punti per barretta 84
Staples per strip 84

Finitura zincato
Finishing galvanized

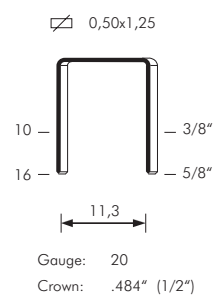


PL50.16 LJ-03



Chiusura tubi in cartone
Cardboard tubes closing

MINI	PL50.16 LJ-03	10 ÷ 16	210	4,5 ÷ 6,5	1,85	0,20	350 x 64 x 249
		3/8" ÷ 5/8"	210	65 ÷ 95	4,08	0,0070	13-3/4" x 2-1/2" x 9-13/16"



**GRAFFE PER IMBALLAGGIO
CARTON CLOSING STAPLES**

65

**UTILIZZI
APPLICATIONS**

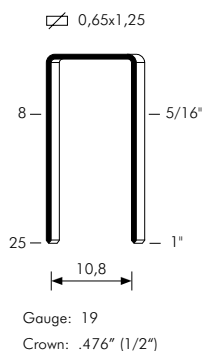
Chiusura imballi di cartone.

Carton closing.

**SPECIFICHE
SPECIFICATIONS**

Punti per barretta 84
Staples per strip 84

Finitura zincato
Finishing galvanized



Serie chiodatrice Tool series	modello	misure impiegabili (mm)	capacità caricatore (n.punti)	pressione (kg/cm ²)	peso (kg)	consumo aria (litri/colpo)	dimensioni (mm - L x W x H)
	model	applicable sizes (inch)	magazine capacity (pieces)	pressure (PSI)	weight (lbs)	air consumption (ft ³ /cycle)	dimensions (inch - L x W x H)



PL65.16 LJ

MINI	PL65.16 LJ	10 ÷ 16 3/8" ÷ 5/8"	200	4,5 ÷ 6,5 65 ÷ 95	1,85 4,08	0,20 0,0070	357 x 64 x 249 14" x 2-1/2" x 9-13/16"
------	------------	------------------------	-----	----------------------	--------------	----------------	---



PL65.25 LJ

MINI	PL65.25 LJ	18 ÷ 25 11/16" ÷ 1"	200	4,5 ÷ 6,5 65 ÷ 95	2,00 4,40	0,20 0,0070	357 x 64 x 259 14-1/4" x 2-1/2" x 10-1/4"
------	------------	------------------------	-----	----------------------	--------------	----------------	--



MB.65 SA



PB.65 SA

CRT	MB.65 SA	8 ÷ 16	340	-	30,50	-	760 x 550 x 1230
		5/16" ÷ 5/8"	340	-	67,24	-	30" x 21-5/8" x 48-7/16"
	PB.65 SA	8 ÷ 16	340	5 ÷ 6	30,70	2,78	700 x 550 x 1230
		5/16" ÷ 5/8"	340	70 ÷ 90	67,78	0,09817	27-9/16" x 21-5/8" x 48-7/16"

Serie idraulica D.O. SERIES	modello	misure impiegabili (mm)	capacità caricatore (n.punti)	pressione (kg/cm ²)	peso (kg)	consumo aria (litri/colpo)	dimensioni (mm - L x W x H)
	model	applicable sizes (inch)	magazine capacity (pieces)	pressure (PSI)	weight (lbs)	air consumption (ft ³ /cycle)	dimensions (inch - L x W x H)

GRAFFE PER IMBALLAGGIO CARTON CLOSING STAPLES

77K



PL77K.16 LJ

MINI	PL77K.16 LJ	10 ÷ 16	110	4,5 ÷ 6,5	1,85	0,20	357 x 64 x 249
		3/8" ÷ 5/8"	110	65 ÷ 95	4,08	0,0070	14" x 2-1/2" x 9-13/16"



PL77K.16 LLJ

MINI	PL77K.16 LLJ	10 ÷ 16	110	4,5 ÷ 6,5	2,40	0,20	362 x 64 x 260
		3/8" ÷ 5/8"	110	65 ÷ 95	5,29	0,0070	14-1/4" x 2-1/2" x 10-1/4"

UTILIZZI APPLICATIONS

Chiusura imballi
di cartone ondulato.

Carton closing.

SPECIFICHE SPECIFICATIONS

Punti per barretta 50
Staples per strip 50

Finitura zincato
Finishing galvanized

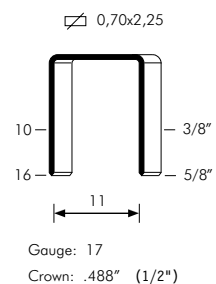


MB.77K SA



PB.77K SA

CRT	MB.77K SA	8 ÷ 16	200	-	30,50	-	760 x 550 x 1230
		5/16" ÷ 5/8"	200	-	67,24	-	30" x 21-5/8" x 48-7/16"
	PB.77K SA	8 ÷ 16	200	5 ÷ 6	30,70	2,78	700 x 550 x 1230
		5/16" ÷ 5/8"	200	70 ÷ 90	67,78	0,09817	27-9/16" x 21-5/8" x 48-7/16"



**GRAFFE PER IMBALLAGGIO
CARTON CLOSING STAPLES**

110

**UTILIZZI
APPLICATIONS**

Chiusura imballi
di cartone ondulato.

Carton closing.

**SPECIFICHE
SPECIFICATIONS**

Punti per barretta 75
Staples per strip 75

Finitura stanox
Finishing liquor finish

Serie chiodatrice Dot series	modello	misure impiegabili (mm)	capacità caricatore (n.punti)	pressione (kg/cm ²)	peso (kg)	consumo aria (litri/colpo)	dimensioni (mm - L x W x H)
	model	applicable sizes (inch)	magazine capacity (pieces)	pressure (PSI)	weight (lbs)	air consumption (ft ³ /cycle)	dimensions (inch - L x W x H)



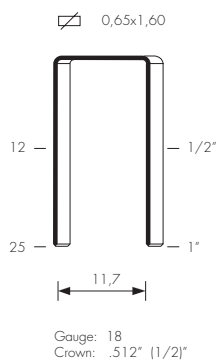
110.16 RF

MINI	110.16 RF	12 ÷ 16 1/2" ÷ 5/8"	86	4,5 ÷ 6 65 ÷ 90	1,20 2,64	0,13 0,00459	216 x 43 x 173 8-1/2" x 1-11/16" x 6-13/16"
------	-----------	------------------------	----	--------------------	--------------	-----------------	--



PL 110 LJ

230	PL 110 LJ	12 ÷ 25 1/2" ÷ 1"	160	5 ÷ 6,5 70 ÷ 95	2,73 6,00	0,44 0,01554	367 x 70 x 330 14-7/16" x 2-3/4" x 13"
-----	-----------	----------------------	-----	--------------------	--------------	-----------------	---



Serie chiodatrice D.O. (S.P.A.)	modello	misure impiegabili (mm)	capacità caricatore (n.punti)	pressione (kg/cm ²)	peso (kg)	consumo aria (litri/colpo)	dimensioni (mm - L x W x H)
	model	applicable sizes (inch)	magazine capacity (pieces)	pressure (PSI)	weight (lbs)	air consumption (ft ³ /cycle)	dimensions (inch - L x W x H)

GRAFFE PER IMBALLAGGIO CARTON CLOSING STAPLES

BA

UTILIZZI APPLICATIONS

Chiusura imballi
di cartone ondulato.

Carton closing.

SPECIFICHE SPECIFICATIONS

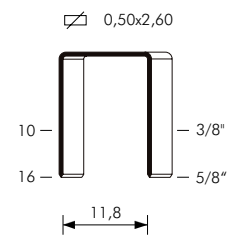
Punti per barretta 52
Staples per strip 52

Finitura zincato
Finishing galvanized



PLBA.16 LJ

MINI	PLBA.16 LJ	10 ÷ 16	104	4,5 ÷ 6,5	1,85	0,20	357 x 64 x 249
		3/8" ÷ 5/8"	104	65 ÷ 95	4,08	0,0070	14" x 2-1/2" x 9-13/16"



Gauge: 16,5
Crown: .504" (1/2")

**GRAFFE PER IMBALLAGGIO
CARTON CLOSING STAPLES**

590

**UTILIZZI
APPLICATIONS**

Chiusura imballi di cartone,
fissaggio di cartone su bancale.

Carton closing, carton-to-skid.

Serie chiodatrice Tool series	modello	misure impiegabili (mm)	capacità caricatore (n.punti)	pressione (kg/cm ²)	peso (kg)	consumo aria (litri/colpo)	dimensioni (mm - L x W x H)
	model	applicable sizes (inch)	magazine capacity (pieces)	pressure (PSI)	weight (lbs)	air consumption (ft ³ /cycle)	dimensions (inch - L x W x H)



590.738

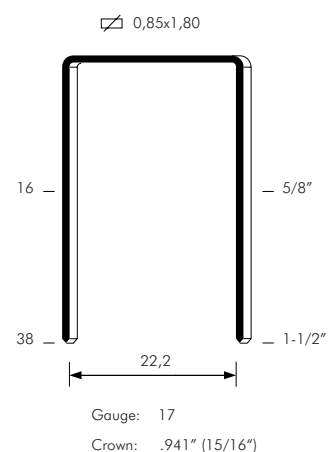
590.738 RF

740	590.738	15 ÷ 38	130	5 ÷ 7,5	2,00	0,75	345 x 77 x 243
		5/8" ÷ 1-1/2"	130	70 ÷ 105	4,40	0,0264	13-9/16" x 3" x 9-9/16"
	590.738 RF	18 ÷ 38	130	5 ÷ 7,5	2,70	0,75	345 x 77 x 258
		11/16" ÷ 1-1/2"	130	70 ÷ 105	5,95	0,0264	13-9/16" x 3" x 10-3/16"

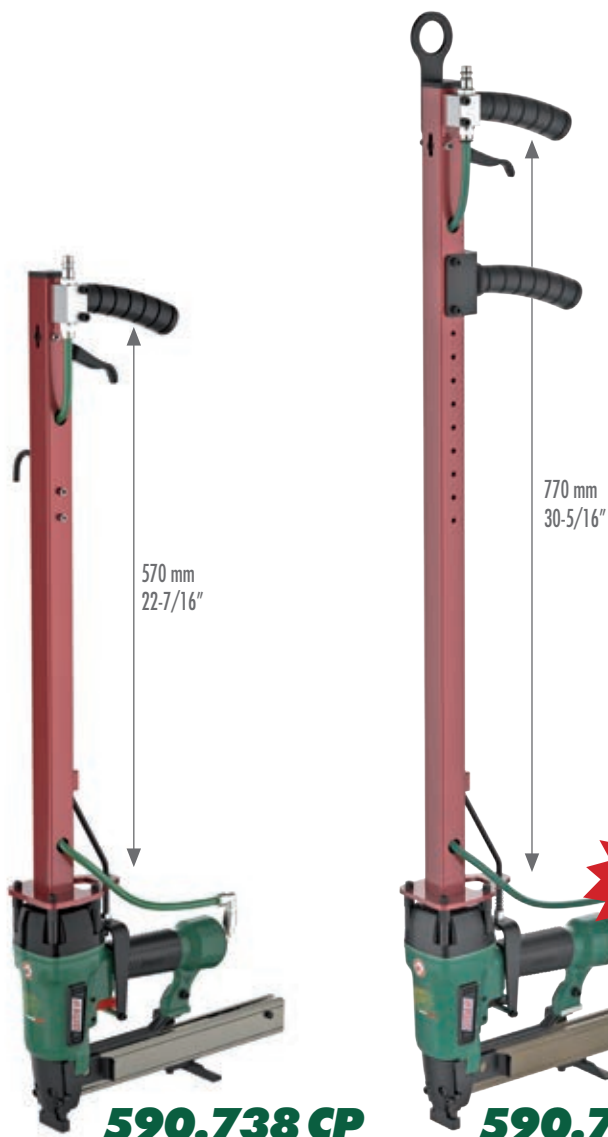
**SPECIFICHE
SPECIFICATIONS**

Punti per barretta 58
Brads per strip 58

Finitura stanox
Finishing liquor finish



Versione RF- RF model



590.738 CP

590.738 CPI



Versione CP - CP model

740	590.738 CP	15 ÷ 38	130	5 ÷ 7,5	4,06	0,75	345 x 77 x 870
		5/8" ÷ 1-1/2"	130	70 ÷ 105	8,95	0,0264	13-9/16" x 3" x 34-1/4"
	590.738 CPI	15 ÷ 38	130	5 ÷ 7,5	4,50	0,75	345 x 104 x 1120
		5/8" ÷ 1-1/2"	130	70 ÷ 105	9,92	0,0264	13-9/16" x 4-1/16" x 44-1/16"

modello	misure impiegabili (mm)	capacità caricatore (n.punti)	pressione (kg/cm ²)	peso (kg)	consumo aria (litri/colpo)	dimensioni (mm - L x W x H)
model	applicable sizes (inch)	magazine capacity (pieces)	pressure (PSI)	weight (lbs)	air consumption (ft ³ /cycle)	dimensions (inch - L x W x H)

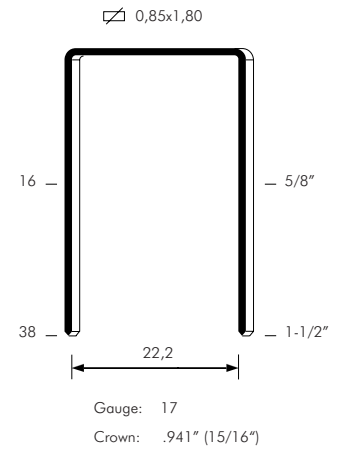
GRAFFE PER IMBALLAGGIO CARTON CLOSING STAPLES

590



NEW

PL 590.738



SPECIFICHE SPECIFICATIONS

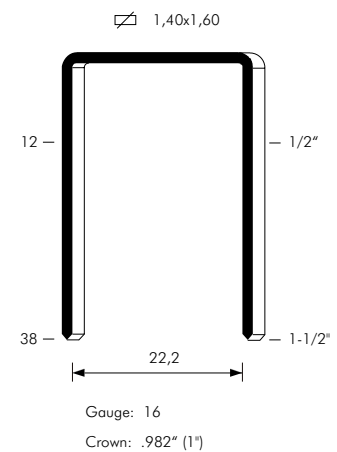
Punti per barretta 58
Brads per strip 58

Finitura stanox
Finishing liquor finish

740	PL 590.738	15 ÷ 38	130	5 ÷ 7,5	3,40	0,75	345 x 77 x 345
		5/8" ÷ 1-1/2"	130	70 ÷ 105	7,49	0,0264	13-9/16" x 3" x 13-9/16"



PL WS.738



SPECIFICHE SPECIFICATIONS

Punti per barretta 71
Brads per strip 71

Finitura lucido
Finishing bright

740	PL WS.738	15 ÷ 38	150	5 ÷ 7,5	3,40	0,75	345 x 77 x 345
		5/8" ÷ 1-1/2"	150	70 ÷ 105	7,49	0,0264	13-9/16" x 3" x 13-9/16"

UTILIZZI APPLICATIONS

Chiusura imballi di cartone.
Carton closing.

**GRAFFE PER IMBALLAGGIO
CARTON CLOSING STAPLES**

32

**UTILIZZI
APPLICATIONS**

Chiusura imballi
di cartone ondulato.

Carton closing.

Serie chiodatrice Tool series	modello	misure impiegabili (mm)	capacità caricatore (n.punti)	pressione (kg/cm ²)	peso (kg)	consumo aria (litri/colpo)	dimensioni (mm - L x W x H)
	model	applicable sizes (inch)	magazine capacity (pieces)	pressure (PSI)	weight (lbs)	air consumption (ft ³ /cycle)	dimensions (inch - L x W x H)



32.18 M

CRT	32.18 M	15 ÷ 18	120	-	2,25	-	380 x 115 x 290
		5/8" ÷ 3/4"	120	-	4,96	-	15" x 4-9/16" x 11-7/16"



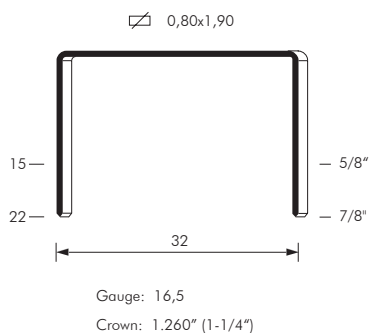
32.18 - 32.22

**SPECIFICHE
SPECIFICATIONS**

Punti per barretta 50
Staples per strip 50

Finitura ramato
Finishing coppered

CRT	32.18	15 ÷ 18	120	5 ÷ 7	2,45	1,32	342 x 115 x 222
		5/8" ÷ 3/4"	120	70 ÷ 100	5,40	0,0466	13-7/16" x 4-1/2" x 8-3/4"
	32.22	18 ÷ 22	120	5 ÷ 7	2,45	1,32	342 x 115 x 222
		3/4" ÷ 7/8"	120	70 ÷ 100	5,40	0,0466	13-7/16" x 4-1/2" x 8-3/4"



MB.32



Versione SA - SA model
a richiesta - on request



PB.32

CRT	MB.32	15 ÷ 22	200	-	32,70	-	760 x 550 x 1250
		5/8" ÷ 7/8"	200	-	72,09	-	30" x 21-5/8" x 49-1/4"
	PB.32	15 ÷ 22	200	5 ÷ 6	32,50	2,78	700 x 550 x 1270
		5/8" ÷ 7/8"	200	70 ÷ 90	71.65	0,09817	27-9/16" x 21-5/8" x 50"

modello	misure impiegabili (mm)	capacità caricatore (n.punti)	pressione (kg/cm ²)	peso (kg)	consumo aria (litri/colpo)	dimensioni (mm - L x W x H)
model	applicable sizes (inch)	magazine capacity (pieces)	pressure (PSI)	weight (lbs)	air consumption (ft ³ /cycle)	dimensions (inch - L x W x H)

GRAFFE PER IMBALLAGGIO CARTON CLOSING STAPLES

32

UTILIZZI APPLICATIONS

Chiusura imballi di cartone,
fissaggio di cartone su bancale.

Carton closing, carton-to-skid.

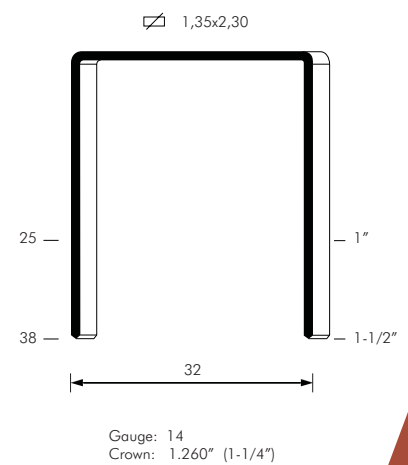


JUMBO 32.25 JUMBO 32.32 JUMBO 32.38

SPECIFICHE SPECIFICATIONS

Punti per barretta Staples per strip	50 50
Finitura Finishing	ramato coppered

CRT	JUMBO 32.25	25 ÷ 28 1" ÷ 1-1/8"	100	5 ÷ 7 70 ÷ 100	6,00 13,23	6,70 0,23661	360 x 174 x 335 14-3/16" x 6-7/8" x 13-3/16"
	JUMBO 32.32	32 ÷ 35 1-1/4" ÷ 1-3/8"	100	5 ÷ 7 70 ÷ 100	6,00 13,23	6,70 0,23661	360 x 174 x 335 14-3/16" x 6-7/8" x 13-3/16"
JUMBO 32.38	38 1-1/2"	100	5 ÷ 7 70 ÷ 100	6,00 13,23	6,70 0,23661	360 x 174 x 335 14-3/16" x 6-7/8" x 13-3/16"	



**GRAFFE PER IMBALLAGGIO
CARTON CLOSING STAPLES**

34



Serie chiodatrice Tool series	modello	misure impiegabili (mm)	capacità caricatore (n.punti)	pressione (kg/cm ²)	peso (kg)	consumo aria (litri/colpo)	dimensioni (mm - L x W x H)
	model	applicable sizes (inch)	magazine capacity (pieces)	pressure (PSI)	weight (lbs)	air consumption (ft ³ /cycle)	dimensions (inch - L x W x H)



34.18 M

CRT	34.18 M	15 ÷ 18	120	-	2,25	-	380 x 115 x 290
		5/8" ÷ 3/4"	120	-	4,96	-	15" x 4-9/16" x 11-7/16"

**UTILIZZI
APPLICATIONS**

Chiusura imballi
di cartone ondulato.

Carton closing.

**SPECIFICHE
SPECIFICATIONS**

Punti per barretta 50
Staples per strip 50

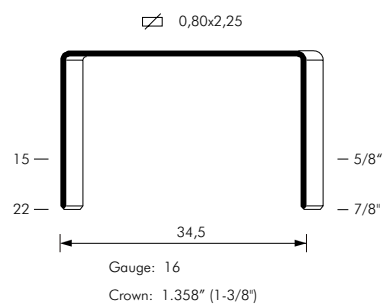
Finitura ramato
Finishing coppered



34.18

CRT	34.18	15 ÷ 18	120	5 ÷ 7	2,45	1,32	342 x 115 x 222
		5/8" ÷ 3/4"	120	70 ÷ 100	5,40	0,0466	13-7/16" x 4-1/2" x 8-3/4"

34L



34L.18 - 34L.22

CRT	34L.18	15 ÷ 18	100	5 ÷ 7	2,45	1,32	342 x 115 x 222
		5/8" ÷ 3/4"	100	70 ÷ 100	5,40	0,0466	13-7/16" x 4-1/2" x 8-3/4"
	34L.22	18 ÷ 22	100	5 ÷ 7	2,45	1,32	342 x 115 x 222
		3/4" ÷ 7/8"	100	70 ÷ 100	5,40	0,0466	13-7/16" x 4-1/2" x 8-3/4"

modello	misure impiegabili (mm)	capacità caricatore (n.punti)	pressione (kg/cm ²)	peso (kg)	consumo aria (litri/colpo)	dimensioni (mm - L x W x H)
model	applicable sizes (inch)	magazine capacity (pieces)	pressure (PSI)	weight (lbs)	air consumption (ft ³ /cycle)	dimensions (inch - L x W x H)

GRAFFE PER IMBALLAGGIO CARTON CLOSING STAPLES

35



35.18 M

UTILIZZI APPLICATIONS

Chiusura imballi di cartone ondulato.

Carton closing.

CRT	35.18 M	15 ÷ 18 5/8" ÷ 3/4"	100	-	2,25	-	380 x 115 x 290 15" x 4-1/2" x 11-7/16"



Versione C - C model a richiesta - on request

35.18 - 35.22



35.19 E

SPECIFICHE SPECIFICATIONS

Punti per barretta / Staples per strip: 50

Finitura / Finishing: ramato / coppered

CRT	35.18	15 ÷ 18 5/8" ÷ 3/4"	100	5 ÷ 7 70 ÷ 100	2,45 5,40	1,32 0,0466	342 x 115 x 222 13-7/16" x 4-1/2" x 8-3/4"
	35.22	18 ÷ 22 3/4" ÷ 7/8"	100	5 ÷ 7 70 ÷ 100	2,45 5,40	1,32 0,0466	342 x 115 x 222 13-7/16" x 4-1/2" x 8-3/4"
	35.19 E	15 ÷ 18 5/8" ÷ 3/4"	100	4 ÷ 7 60 ÷ 100	1,63 3,59	1,25 0,0441	310 x 100 x 210 12-3/16" x 3-15/16" x 8-1/4"

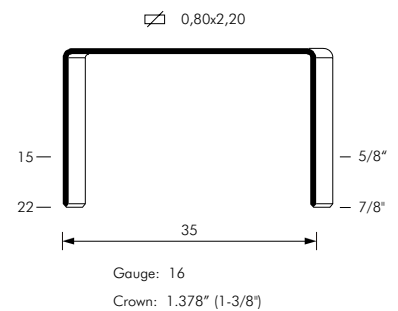


MB.35



Versione SA - SA model a richiesta - on request

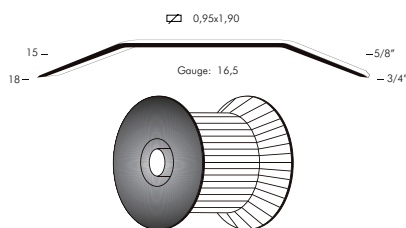
PB.35



CRT	MB.35	15 ÷ 22 5/8" ÷ 7/8"	200	-	32,70 72,09	-	760 x 550 x 1250 30" x 21-5/8" x 49-1/4"
	PB.35	15 ÷ 22 5/8" ÷ 7/8"	200	5 ÷ 6 70 ÷ 90	32,50 71,65	2,78 0,09817	700 x 550 x 1270 27-9/16" x 21-5/8" x 50"

**GRAFFE PER IMBALLAGGIO
CARTON CLOSING STAPLES**

Roll C



C.18 Roll

CRT	C.18 Roll	15 ÷ 18	1000	5 ÷ 7	2,35	1,32	237 x 115 x 222
		5/8" ÷ 3/4"	1000	70 ÷ 100	5,18	0,0466	9-5/16" x 4-1/2" x 8-3/4"

SPECIFICHE SPECIFICATIONS

Punti per rotolo 1000
Staples per coil 1000

Finitura stanox
Finishing liquor finish

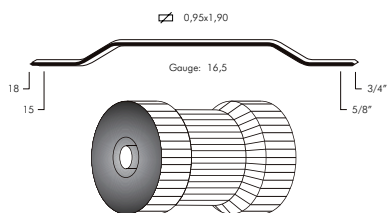
A richiesta 5000 punti
per rotolo
On request 5000 staples
per coil

UTILIZZI APPLICATIONS

Chiusura imballi
di cartone ondulato.

Carton closing.

Roll 34



34.18 Roll

CRT	34.18 Roll	15 ÷ 18	1000	5 ÷ 7	2,35	1,32	237 x 115 x 222
		5/8" ÷ 3/4"	1000	70 ÷ 100	5,18	0,0466	9-5/16" x 4-1/2" x 8-3/4"

SPECIFICHE SPECIFICATIONS

Punti per rotolo 1000
Staples per coil 1000

Finitura stanox
Finishing liquor finish

A richiesta 4000 punti
per rotolo
On request 4000 staples
per coil

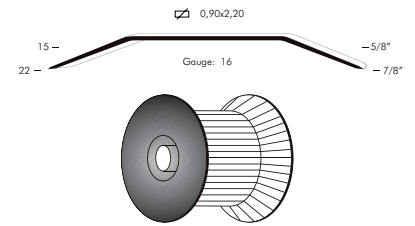
modello	misure impiegabili (mm)	capacità caricatore (n.punti)	pressione (kg/cm ²)	peso (kg)	consumo aria (litri/colpo)	dimensioni (mm - L x W x H)
model	applicable sizes (inch)	magazine capacity (pieces)	pressure (PSI)	weight (lbs)	air consumption (lit/cycle)	dimensions (inch - L x W x H)

GRAFFE PER IMBALLAGGIO CARTON CLOSING STAPLES

Roll A



A.18 Roll - A.22 Roll



CRT	A.18 Roll	15 ÷ 18	1000	5 ÷ 7	2,35	1,32	237 x 115 x 222
			5/8" ÷ 3/4"	1000	70 ÷ 100	5,18	0,0466
CRT	A.22 Roll	18 ÷ 22	1000	5 ÷ 7	2,35	1,32	237 x 115 x 222
			3/4" ÷ 7/8"	1000	70 ÷ 100	5,18	0,0466

SPECIFICHE SPECIFICATIONS

Punti per rotolo Staples per coil	1000 1000
Finitura Finishing	stanox liquor finish
A richiesta On request	5000 punti per rotolo 5000 staples per coil

UTILIZZI APPLICATIONS

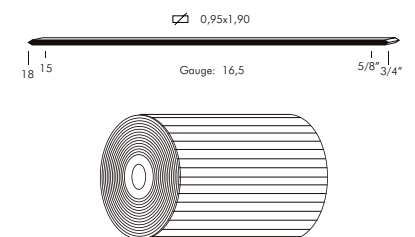
Chiusura imballi
di cartone ondulato.

Carton closing.



D.18 Roll

Roll D



CRT	D.18 Roll	15 ÷ 18	1000	5 ÷ 7	2,35	1,32	237 x 115 x 222
			5/8" ÷ 3/4"	1000	70 ÷ 100	5,18	0,0466

SPECIFICHE SPECIFICATIONS

Punti per rotolo Staples per coil	1000 1000
Finitura Finishing	stanox liquor finish
A richiesta On request	5000 punti per rotolo 5000 staples per coil

Serie chiodatrice Tool series	modello	misure impiegabili (mm)	capacità caricatore (n.punti)	pressione (kg/cm ²)	peso (kg)	consumo aria (litri/colpo)	dimensioni (mm - L x W x H)
	model	applicable sizes (inch)	magazine capacity (pieces)	pressure (PSI)	weight (lbs)	air consumption (ft ³ /cycle)	dimensions (inch - L x W x H)

99.03K


DESCRIZIONE DESCRIPTION

Kit prolunga per chiusura
imballi di cartone ondulato.

Extension kit for carton
closing.

PER MODELLI FOR TOOLS

32.18, 32.22, 34.18,
34L.18, 34L.22, 35.18,
35.22, C.18 Roll,
34.18 Roll, A.18 Roll,
A.22 Roll, D.18 Roll.



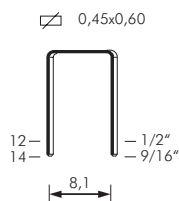
99.03K

PUNTI E APPLICAZIONI SPECIALI **SPECIAL FASTENERS AND APPLICATIONS**



Pellicceria / Fur dressing
Apicoltura / Apiculture
Etichettatura / Labelling
Graffe corrugate / Corrugated staples
Cornici / Picture frames
Hog-rings / Hog-rings
Coperture in plastica / Wrapping
Graffe gruccia / Staples for hanging
Imballo alimenti / Food packaging

77



Gauge: 25
Crown: .354" (3/8")

SPECIFICHE SPECIFICATIONS

Punti per barretta 200
Staples per strip 200

Finitura zincato
Finishing galvanized

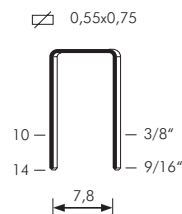
A richiesta punta DP
On request DP point

UTILIZZI APPLICATIONS

Manifattura di pellicce.
Fur dressing.



3G



Gauge: 23
Crown: .350" (3/8")

SPECIFICHE SPECIFICATIONS

Punti per barretta 167
Staples per strip 167

Finitura zincato
Finishing galvanized

A richiesta punta DP
On request DP point

Serie chiodatrice Tool series	modello	misure impiegabili (mm)	capacità caricatore (n.punti)	pressione (kg/cm ²)	peso (kg)	consumo aria (litri/colpo)	dimensioni (mm - L x W x H)
	model	applicable sizes (inch)	magazine capacity (pieces)	pressure (PSI)	weight (lbs)	air consumption (ft ³ /cycle)	dimensions (inch - L x W x H)



77F



Manifattura pellicce
Fur dressing



Versione V - V model

100	77F	10 ÷ 14	215	3,5 ÷ 4,5	0,60	0,10	200 x 33 x 147
		3/8" ÷ 9/16"	215	50 ÷ 65	1,32	0,00353	7-7/8" x 1-5/16" x 5-13/16"
	77FV	10 ÷ 14	215	4 ÷ 6	0,60	0,10	200 x 33 x 147
		3/8" ÷ 9/16"	215	60 ÷ 90	1,32	0,00353	7-7/8" x 1-5/16" x 5-13/16"



3GF



Versione V - V model

100	3GF	10 ÷ 14	175	3,5 ÷ 4,5	0,60	0,10	200 x 33 x 147
		3/8" ÷ 9/16"	175	50 ÷ 65	1,32	0,00353	7-7/8" x 1-5/16" x 5-13/16"
	3GFV	10 ÷ 14	175	4 ÷ 6	0,60	0,10	200 x 33 x 147
		3/8" ÷ 9/16"	175	60 ÷ 90	1,32	0,00353	7-7/8" x 1-5/16" x 5-13/16"

4097

modello	misure impiegabili (mm)	capacità caricatore (n.punti)	pressione (kg/cm ²)	peso (kg)	consumo aria (litri/colpo)	dimensioni (mm - L x W x H)
model	applicable sizes (inch)	magazine capacity (pieces)	pressure (PSI)	weight (lbs)	air consumption (ft ³ /cycle)	dimensions (inch - L x W x H)



Telai apicoltura
Hive frames

MINI	4097.16 FA	8 ÷ 16 5/16" ÷ 5/8"	135 135	4 ÷ 6 60 ÷ 90	1,12 2,20	0,13 0,00459	275 x 100 x 150 10-3/16" x 3"-15/16" x 5-15/16"
------	------------	------------------------	------------	------------------	--------------	-----------------	--

UTILIZZI APPLICATIONS

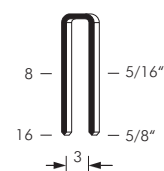
Costruzione di telai per apicoltura.

Hive frames.

SPECIFICHE SPECIFICATIONS

Punti per barretta Staples per strip	125 125
Finitura Finishing	zincato galvanized

0,65x0,95

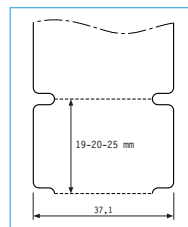


Gauge: 21

Crown: .170" (3/16")

80

ETICHETTATURA
LABELLING



Tipo etichetta supportata
Supported label type

MINI	80.16 ET	8 ÷ 16 5/16" ÷ 5/8"	135 135	5 ÷ 6,5 70 ÷ 95	2,20 4,85	0,13 0,00459	307 x 84 x 159 12-1/16" x 3"-5/16" x 6-1/4"
------	----------	------------------------	------------	--------------------	--------------	-----------------	--

UTILIZZI APPLICATIONS

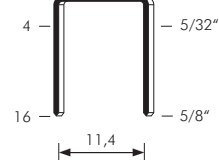
Speciale per etichettatura.

Special for labelling

SPECIFICHE SPECIFICATIONS

Punti per barretta Staples per strip	150/139/125 150/139/125
Finitura Finishing	stanox liquor finish

0,65x0,95



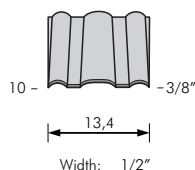
Gauge: 21

Crown: .500" (1/2")

**GRAFFE CORRUGATE
CORRUGATED STAPLES**

Serie chiodatrice Tool series	modello	misure impiegabili (mm)	capacità caricatore (n.punti)	pressione (kg/cm ²)	peso (kg)	consumo aria (litri/colpo)	dimensioni (mm - L x W x H)
	model	applicable sizes (inch)	magazine capacity (pieces)	pressure (PSI)	weight (lbs)	air consumption (ft ³ /cycle)	dimensions (Inch - L x W x H)

MICRO CF



SPECIFICHE SPECIFICATIONS

Punti per barretta 150
Staple per strip 150

Finitura lucido
Finishing bright



MCF.10

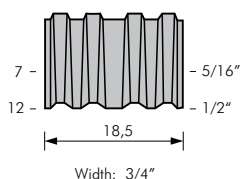
420	MCF.10	10	150	5 ÷ 7,5	1,60	0,54	294 x 58 x 295
		3/8"	150	70 ÷ 105	3,53	0,01906	11-9/16" x 2-1/4" x 11-5/8"

UTILIZZI APPLICATIONS

Assemblaggio di giunti ad angolo in mobili ed armadietti, fabbricazione di telai per porte e finestre, costruzioni di travature, produzione di casse in legno.

Miter joints in cabinet & furniture frames, production of door and window sash, truss construction, wooden boxes making.

MINI CF



SPECIFICHE SPECIFICATIONS

Punti per barretta 68
Staple per strip 68

Finitura lucido
Finishing bright



MCF.12

740	MCF.12	7 - 9 - 12	70	5 ÷ 7,5	1,92	0,75	269 x 77 x 243
		5/16" - 3/8" - 1/2"	70	70 ÷ 105	4,23	0,0264	10-9/16" x 3" x 9-9/16"

Serie chiodatrice E.O. SERIES	modello	misure impiegabili (mm)	capacità caricatore (n.punti)	pressione (kg/cm ²)	peso (kg)	consumo aria (litri/colpo)	dimensioni (mm - L x W x H)
	model	applicable sizes (inch)	magazine capacity (pieces)	pressure (PSI)	weight (lbs)	air consumption (ft ³ /cycle)	dimensions (inch - L x W x H)

GRAFFE CORRUGATE CORRUGATED STAPLES

CF

UTILIZZI APPLICATIONS

Assemblaggio di giunti ad angolo in mobili ed armadietti, fabbricazione di telai per porte e finestre, costruzioni di travature, produzione di casse in legno.

Miter joints in cabinet & furniture frames, production of door and window sash, truss construction, wooden boxes making.



CF.15 A



Assemblaggio telai
Furniture frame production

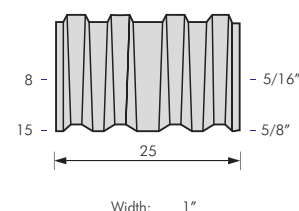


Versione CL - CL model

SPECIFICHE SPECIFICATIONS

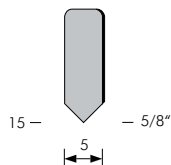
Punti per barretta Staple per strip	64 64
Finitura Finishing	lucido bright

720	CF.15 A	8 ÷ 15	80	5 ÷ 7,5	2,50	1,10	319 x 77 x 254
		5/16" ÷ 5/8"	80	70 ÷ 105	5,51	0,0388	12-9/16" x 3-1/16" x 10"
	CF.15 CL	8 ÷ 15	130	5 ÷ 7,5	2,71	1,10	385 x 77 x 254
		5/16" ÷ 5/8"	130	70 ÷ 105	5,97	0,0388	15-3/16" x 3-1/16" x 10"



CORNICI
PICTURE FRAME

53



Width: .196" (3/16")
Thickness: 0,38 - .015"

SPECIFICHE
SPECIFICATIONS

Punti per barretta 300
Flex-tabs per strip 300

Finitura nere
Finishing black

UTILIZZI
APPLICATIONS

Cornici per quadri, per fotografie e specchi.

Picture frames, photo frames and mirror frames.



Serie chiodatrice Tool series	modello	misure impiegabili (mm)	capacità caricatore (n.punti)	pressione (kg/cm ²)	peso (kg)	consumo aria (litri/colpo)	dimensioni (mm - L x W x H)
	model	applicable sizes (inch)	magazine capacity (pieces)	pressure (PSI)	weight (lbs)	air consumption (ft ³ /cycle)	dimensions (inch - L x W x H)



53.4



Versione V - V model



Costruzione cornici
Picture frame manufacture

100	53.4	15	300	4 ÷ 6	0,60	0,10	200 x 33 x 153
		5/8"	300	60 ÷ 90	1,32	0,00353	7-7/8" x 1-5/16" x 6-1/32"
100	53.4 V	15	300	4 ÷ 6	0,60	0,10	200 x 33 x 153
		5/8"	300	60 ÷ 90	1,32	0,00353	7-7/8" x 1-5/16" x 6-1/32"



53.4 AB

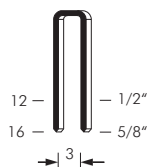


Costruzione cornici
Picture frame manufacture

100	53.4 AB	15	300	4 ÷ 6	0,65	0,10	200 x 42 x 146
		5/8"	300	60 ÷ 90	1,43	0,00353	7-7/8" x 1-11/16" x 5-3/4"

4097

0,65x0,95



Gauge: 21
Crown: .170" (3/16")

SPECIFICHE
SPECIFICATIONS

Punti per barretta 125
Staples per strip 125

Finitura zincato
Finishing galvanized



4097 PF



Costruzione cornici
Picture frame manufacture

100	4097 PF	12 ÷ 16	130	3,5 ÷ 6	0,65	0,10	200 x 33 x 150
		1/2" ÷ 5/8"	130	50 ÷ 90	1,43	0,00353	7-7/8" x 1-5/16" x 5-15/16"

Brads 12 TS

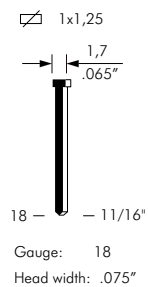
modello	misure impiegabili (mm)	capacità caricatore (n.punti)	pressione (kg/cm ²)	peso (kg)	consumo aria (litri/colpo)	dimensioni (mm - L x W x H)
model	applicable sizes (inch)	magazine capacity (pieces)	pressure (PSI)	weight (lbs)	air consumption (ft ³ /cycle)	dimensions (inch - L x W x H)



12.18 PF



Costruzione cornici
Picture frame manufacture



100	12.18 PF	18	100	4 ÷ 7	0,66	0,10	209 x 60 x 160
		11/16"	100	60 ÷ 100	1,45	0,00353	8-1/4" x 2-3/8" x 6-5/16"

SPECIFICHE SPECIFICATIONS

Punti per barretta Brads per strip	100 100
Finitura Finishing	zincato galvanized

UTILIZZI APPLICATIONS

Cornici per quadri, per fotografie e specchi.

Picture frames, photo frames and mirror frames.

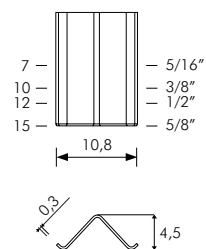
VN11



VN11.15



Costruzione cornici
Picture frame manufacture



Crown: .425" (7/16)

SPECIFICHE SPECIFICATIONS

Punti per barretta Staples per strip	200 200
Finitura Finishing	lucido bright

UTILIZZI APPLICATIONS

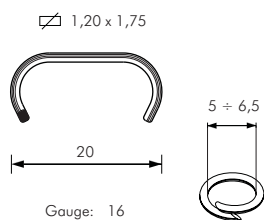
Costruzione di cornici in legno e piccoli telai.

Picture frame and wooden frame manufacture.

220	VN11.15	7 ÷ 15	220	5 ÷ 6,5	1,50	0,31	224 x 50 x 215
		5/16" ÷ 5/8"	220	70 ÷ 95	3,31	0,01095	8-7/8" x 2" x 8-7/16"

SR8

Serie chiodatrice Tool series	modello	misure impiegabili (mm)	capacità caricatore (n.punti)	pressione (kg/cm ²)	peso (kg)	consumo aria (litri/colpo)	dimensioni (mm - L x W x H)
	model	applicable sizes (inch)	magazine capacity (pieces)	pressure (PSI)	weight (lbs)	air consumption (ft ³ /cycle)	dimensions (inch - L x W x H)




SPECIFICHE SPECIFICATIONS

Punti per barretta 50
Hog-rings per strip 50

Finitura zincato
Finishing galvanized

A richiesta anelli sfusi
On request loose rings



G-7



Costruzione gabbie
Cage manufacture

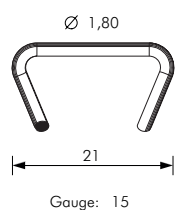
MAN.	G-7	20	130	-	0,35	-	185 x 28 x 102
		3/4"	130	-	0,77	-	7-5/16" x 1-1/8" x 4"

UTILIZZI APPLICATIONS

Recinzioni, chiusura confezioni,
etichette, costruzione di gabbie.

Fencing, bag closure, labels,
cage manufacture.

HR22



SPECIFICHE SPECIFICATIONS

Punti per barretta anelli sfusi
Hog-rings per strip loose rings

Finitura zincato
Finishing galvanized

A richiesta stecca
On request strip



HRP 773



Anello chiuso
Closed ring



Costruzione sedili
Seat manufacture

MAN.	HRP 773	21	1	-	0,20	-	180 x 28 x 102
		7/8"	1	-	0,44	-	7-1/16" x 1-1/8" x 4"

UTILIZZI APPLICATIONS

Produzione sedili per auto.

Automotive seating.

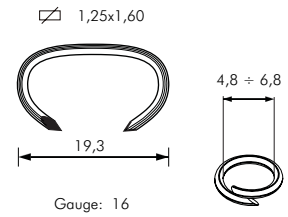
Serie dioladante E.O. SERIES	modello	misure impiegabili (mm)	capacità caricatore (n.punti)	pressione (kg/cm ²)	peso (kg)	consumo aria (litri/colpo)	dimensioni (mm - L x W x H)
	model	applicable sizes (inch)	magazine capacity (pieces)	pressure (PSI)	weight (lbs)	air consumption (ft ³ /cycle)	dimensions (inch - L x W x H)

HOG-RINGS
HOG-RINGS

HR20



HR20 M5



SPECIFICHE SPECIFICATIONS

Punti per barretta 72
Hog-rings per strip 72

Finitura ramato
Finishing coppered

A richiesta zincato
On request galvanized

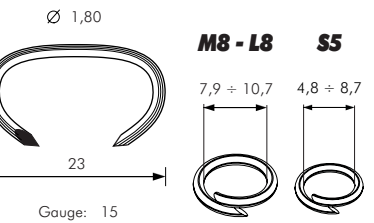


Costruzione sedili
Seat manufacture

HR	HR20 M5	20	200	5 ÷ 7	1,50	1,50	198 x 89 x 354
		3/4"	200	70 ÷ 100	3,30	0,05297	7-13/16" x 3-1/2" x 14"



HR23 M8 HR23 L8 HR23 S5



SPECIFICHE SPECIFICATIONS

Punti per barretta 100
Hog-rings per strip 100

Finitura zincato
Finishing galvanized

A richiesta ramato
On request coppered



HR23 M8 = 48 mm
HR23 L8 = 56 mm
HR23 S5 = 33 mm



Intelaiature metalliche
Metal framing

UTILIZZI APPLICATIONS

Costruzioni di sedili e materassi, costruzione di gabbie, anelli per recinzioni, chiusura confezioni, gabbiette, molle su fili di bordura.

Seat and mattress manufacture, cage manufacture, chain link fencing, bag closure, small caging, spring to border wires.

HR	HR23 M8	23	130	5 ÷ 7	1,45	1,50	198 x 89 x 354
		7/8"	130	70 ÷ 100	3,20	0,05297	7-13/16" x 3-1/2" x 14"
	HR23 L8	23	130	5 ÷ 7	1,45	1,50	198 x 89 x 362
		7/8"	130	70 ÷ 100	3,20	0,05297	7-13/16" x 3-1/2" x 14"
	HR23 S5	23	130	5 ÷ 7	1,45	1,50	198 x 89 x 340
		7/8"	130	70 ÷ 100	3,20	0,05297	7-13/16" x 3-1/2" x 13-3/8"

DK25

Serie cilindrica Tool series	modello	misure impiegabili (mm)	capacità caricatore (n.punti)	pressione (kg/cm ²)	peso (kg)	consumo aria (litri/colpo)	dimensioni (mm - L x W x H)
	model	applicabile sizes (inch)	magazine capacity (pieces)	pressure (PSI)	weight (lbs)	air consumption (ft ³ /cycle)	dimensions (inch - L x W x H)

UTILIZZI APPLICATIONS

Copertura legname con teli di plastica.


Lumber wrapping.

PER GRAFFE FOR STAPLES

METAL (80 - 92)



POLYMER (83P)



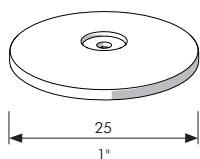
SPECIFICHE SPECIFICATIONS

Dischi per stelo 100
Disk per stick 100



Copertura legname
Lumber wrapping

MINI	DK	10 ÷ 16	-	5 ÷ 6,5	1,60	0,18	223 x 128 x 265
		3/8" ÷ 5/8"	-	70 ÷ 95	3,53	0,00636	8-3/4" x 5-1/16" x 10-7/16"



Serie chiodatrice E.O. SERIES	modello	misure impiegabili (mm)	capacità caricatore (n.punti)	pressione (kg/cm ²)	peso (kg)	consumo aria (litri/colpo)	dimensioni (mm - L x W x H)
	model	applicable sizes (inch)	magazine capacity (pieces)	pressure (PSI)	weight (lbs)	air consumption (ft ³ /cycle)	dimensions (inch - L x W x H)

GRAFFE GRUCCIA
STAPLES FOR HANGING

M3PF

UTILIZZI APPLICATIONS

Verniciatura.

Painting.

SPECIFICHE SPECIFICATIONS

Punti per barretta 60
Staples per strip 60

Finitura zincato
Finishing galvanized




M3.75 PF M3.75 PFI



M3.75 PF = 58 ÷ 60 mm
M3.75 PFI = 48 ÷ 50 mm

840	M3.75 PF	75	90	5 ÷ 6	2,39	1,40	355 x 98 x 352
		3"	90	70 ÷ 90	5,27	0,0494	14" x 3-7/8" x 13-7/8"
	M3.75 PFI	75	90	5 ÷ 6	2,39	1,40	355 x 98 x 352
		3"	90	70 ÷ 90	5,27	0,0494	14" x 3-7/8" x 13-7/8"

1,60x1,90



Gauge: 15
Crown: .437" (7/16")

Serie chiodatrice Tool series	modello	misure impiegabili (mm)	capacità caricatore (n.punti)	pressione (kg/cm ²)	peso (kg)	consumo aria (litri/colpo)	dimensioni (mm - L x W x H)
	model	applicable sizes (inch)	magazine capacity (pieces)	pressure (PSI)	weight (lbs)	air consumption (ft ³ /cycle)	dimensions (inch - L x W x H)

UTILIZZI APPLICATIONS

Imballo di alimenti in sacchetti di polipropilene.

Food packaging in polypropylene bags.

SPECIFICHE SPECIFICATIONS

Punti per barretta 50
Staples per strip 50

Finitura alluminio
Finishing aluminium

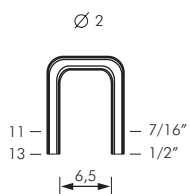


HR-PS II



Chiusura sacchetti
Polypropylene bag closing

SPC	HR-PS II	11 ÷ 13	150	-	6,00	-	415 x 162 x 765
		7/16" ÷ 1/2"	150	-	13,22	-	16-3/8" x 6-3/8" x 30-1/8"



Gauge: 14
Crown: .393" (3/8")



**CHIOLDI
NAILS**

Stecca / Strip
Roofing / Roofing
Rotolo PVC 0° / 0° Coil PVC
Rotolo PVC 16° / 16° Coil PVC
Rotolo Elettr. 16° / 16° Wire Coil
EPAL / EPAL
Stecca PVC 21° / 21° Strip PVC
Stecca Carta 34° / 34° Strip Paper
Stecca Carta 30° e PVC 30° /
30° Strip Paper and 30° PVC

FN21

Serie chiodine Tool series	modello	misure impiegabili (mm)	capacità caricatore (n.punti)	pressione (kg/cm ²)	peso (kg)	consumo aria (litri/colpo)	dimensioni (mm - L x W x H)
	model	applicable sizes (inch)	magazine capacity (pieces)	pressure (PSI)	weight (lbs)	air consumption (ft ³ /cycle)	dimensions (inch - L x W x H)

SPECIFICHE SPECIFICATIONS

Punti per barretta 38 Nails per strip 38		5,8
Finitura Finishing	zincato galvanized	
A richiesta On request	inox stainless steel	25 - 1"
☒ 1,90x2,15 Gauge: 14 Head width: .228"		63 - 2-1/2"



TN.732

TN22

SPECIFICHE SPECIFICATIONS

Punti per barretta 37 Nails per strip 37		7
Finitura Finishing	lucido bright	25 - 1"
∅ 2,20 Gauge: 13,5 Shank dia: .086" Head width: .275"		64 - 2-1/2"



TN.64

740	TN.732	18 ÷ 32	80	5 ÷ 7,5	1,95	0,75	295 x 94 x 257
		11/16" ÷ 1-1/4"	80	70 ÷ 105	4,30	0,0264	11-5/8" x 3-11/16" x 10-1/8"

840	TN.64	32 ÷ 64	80	5 ÷ 8,3	2,14	1,40	323 x 98 x 293
		1-1/4" ÷ 2-1/2"	80	70 ÷ 120	4,71	0,0494	12-11/16" x 3-7/8" x 11-9/16"

UTILIZZI APPLICATIONS

Produzione di tavoli, letti, sedie, cucine componibili e cofani mortuari, allestimenti fieristici, fissaggio di lamiere sottili, pavimentazioni, costruzione di case prefabbricate, porte e finestre.

Production of tables, beds, seats, kitchen units and caskets, exhibiting booths, fixing of metal sheets, flooring, construction of prefabricated houses, doors and windows.

Serie chiodatrice E.O. SERIES	modello	misure impiegabili (mm)	capacità caricatore (n.punti)	pressione (kg/cm ²)	peso (kg)	consumo aria (litri/colpo)	dimensioni (mm - L x W x H)
	model	applicable sizes (inch)	magazine capacity (pieces)	pressure (PSI)	weight (lbs)	air consumption (ft ³ /cycle)	dimensions (inch - L x W x H)

**CHIODI
NAILS**

TN22 Beton



TN.715 - TN.732



Versione 104 (Fissaggio clip)
104 version (Clip Fixing)

740	TN.715	13 ÷ 15	80	5 ÷ 7,5	1,95	0,75	295 x 94 x 257
		1/2" ÷ 5/8"	80	70 ÷ 105	4,30	0,0264	11-5/8" x 3-11/16" x 10-1/8"
	TN.732	18 ÷ 32	80	5 ÷ 7,5	1,95	0,75	295 x 94 x 257
		11/16" ÷ 1-1/4"	80	70 ÷ 105	4,30	0,0264	11-5/8" x 3-11/16" x 10-1/8"
	TN.732-104	18 ÷ 32	80	5 ÷ 7,5	1,95	0,75	295 x 94 x 261
		11/16" ÷ 1-1/4"	80	70 ÷ 105	4,30	0,0264	11-5/8" x 3-11/16" x 10-1/4"

UTILIZZI APPLICATIONS

Botti, fissaggio lamiere, pavimentazioni, fissaggio su cemento.

Barrel, sheet metal fastening, flooring, fastening on cement.

SPECIFICHE SPECIFICATIONS

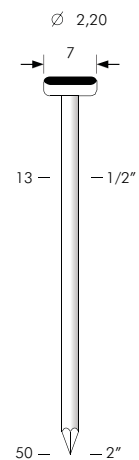
Punti per barretta 40
Nails per strip 40

Finitura temprato zincato
Finishing galvanized hardned



TN.64

840	TN.64	32 ÷ 64	80	5 ÷ 8,3	2,14	1,40	323 x 98 x 293
			1-1/4" ÷ 2-1/2"	80	70 ÷ 120	4,71	0,0494



Gauge: 13,5
Shank dia: .086"
Head width: .275"

ST15

serie chiodatrice Tool series	modello	misure impiegabili (mm)	capacità caricatore (n.punti)	pressione (kg/cm ²)	peso (kg)	consumo aria (litri/colpo)	dimensioni (mm - L x W x H)
	model	applicabile sizes (inch)	magazine capacity (pieces)	pressure (PSI)	weight (lbs)	air consumption (ft ³ /cycle)	dimensions (inch - L x W x H)

UTILIZZI APPLICATIONS

Fissaggio battiscopa.

Skirting.

SPECIFICHE SPECIFICATIONS

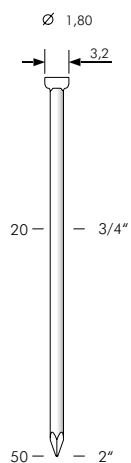
Punti per barretta 50
Nails per strip 150

Finitura temprato
zincato
Finishing galvanized
hardned



ST15.50 A

420	ST15.50 A	20 ÷ 50	73	5 ÷ 7,5	1,50	0,58	229 x 58 x 276
		3/4" ÷ 2"	73	70 ÷ 105	3,30	0,0205	9-1/16" x 2-5/16" x 10-7/8"



Gauge: 15
Shank dia: .071"
Head width: .126"

modello	diametro gambo (mm)	misure impieghiabili (mm)	capacità caricatore (n.punti)	pressione (kg/cm ²)	peso (kg)	consumo aria (litri/colpo)	dimensioni (mm - L x W x H)
model	shank diameter (inch)	applicable sizes (inch)	magazine capacity (pieces)	pressure (PSI)	weight (lbs)	air consumption (ft ³ /cycle)	dimensions (inch - L x W x H)

RCNW 31

UTILIZZI APPLICATIONS

Rivestimento tetti.

Roofing.

SPECIFICHE SPECIFICATIONS

Punti per rotolo 120
Nails per coil 120

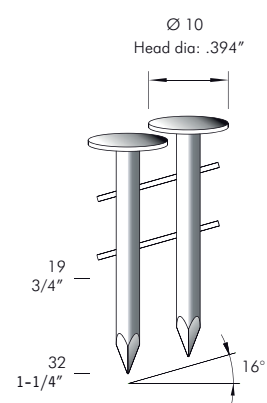
Finitura zincato
Finishing galvanized

A richiesta zincato a caldo
On request hot-dip galvanized



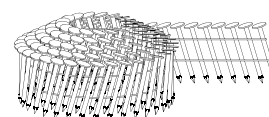
CN31.45

MODEL	CN31.45	3,1	19 ÷ 45	120	5 ÷ 8	2,25	1,21	287 x 116 x 273
		.120"	3/4" ÷ 1-3/4"	120	70 ÷ 115	4,96	0,0427	11-5/16" x 4-9/16" x 10-3/4"



$\varnothing 3,1$
 Shank dia: .120"
 Gauge: 11

Avvolgimento conico
Conical winding



CHIODI ROTOLO PVC 0°
PVC COIL NAILS 0°

CNP 18

Serie chiodatrice Tool series	modello	diametro gambo (mm)	misure impiegabili (mm)	capacità caricatore (n.punti)	pressione (kg/cm ²)	peso (kg)	consumo aria (litri/colpo)	dimensioni (mm - L x W x H)
	model	shank diameter (inch)	applicable sizes (inch)	magazine capacity (pieces)	pressure (PSI)	weight (lbs)	air consumption (ft ³ /cycle)	dimensions (inch - L x W x H)

UTILIZZI APPLICATIONS

Cassette in legno, produzione di calzature, decorazioni, pavimenti in legno, produzione e finitura mobili.

Wooden cases, shoemaking, decoration, flooring, furniture.

SPECIFICHE SPECIFICATIONS

Punti per rotolo 150
Nails per coil 150

Finitura lucido
Finishing bright

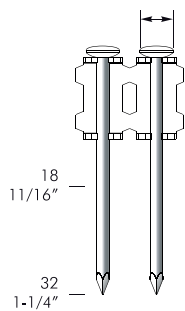
A richiesta zincato
On request galvanized

Gambo a richiesta
Shank on request



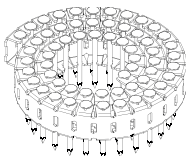
CN21.32

Ø 4,5 ÷ Ø 5
Head dia: .177" ÷ .197"



Ø 1,8
Shank dia: .071"
Gauge: 15

Avvolgimento piatto
Flat winding



MORE	CN21.32	1,8 ÷ 2,1 .071" ÷ .083"	16 ÷ 32 5/8" ÷ 1-1/4"	150 150	5 ÷ 7 70 ÷ 100	1,15 2,53	0,73 0,0258	255 x 100 x 213 10" x 3-15/16" x 8-3/8"
------	---------	----------------------------	--------------------------	------------	-------------------	--------------	----------------	--

modello	diametro gambo (mm)	misure impieghiabili (mm)	capacità caricatore (n.punti)	pressione (kg/cm ²)	peso (kg)	consumo aria (litri/colpo)	dimensioni (mm - L x W x H)
model	shank diameter (inch)	applicable sizes (inch)	magazine capacity (pieces)	pressure (PSI)	weight (lbs)	air consumption (ft ³ /cycle)	dimensions (inch - L x W x H)

CHIODI ROTOLO PVC 0°
PVC COIL NAILS 0°

CNP 21

UTILIZZI APPLICATIONS

Cassette in legno, produzione di calzature, decorazioni, pavimenti in legno, produzione e finitura mobili.

Wooden cases, shoemaking, decoration, flooring, furniture.

SPECIFICHE SPECIFICATIONS

Punti per rotolo Nails per coil	150 150
Finitura Finishing	lucido bright
A richiesta On request	zincato galvanized

Gambo a richiesta
Shank on request



CNP 21.32 A

MORE	CNP 21.32 A	2,03	16 ÷ 32	150	5 ÷ 7	1,15	0,73	255 x 100 x 213
		.080"	5/8" ÷ 1-1/4"	150	70 ÷ 100	2,53	0,0258	10" x 3-15/16" x 8-3/8"



CNP 21.32 DI



Costruzione cassette
Wooden cases production



Costruzione cassette
Wooden cases production

MORE	CNP 21.32 DI	2,03	16 ÷ 32	150	5 ÷ 7	1,33	0,73	274 x 100 x 238
		.080"	5/8" ÷ 1-1/4"	150	70 ÷ 100	2,93	0,0258	10-13/16" x 3-15/16" x 9-3/8"



CNP 21.32 CDI

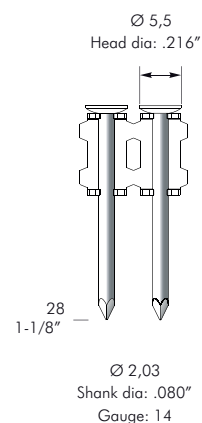


Costruzione cassette
Wooden cases production

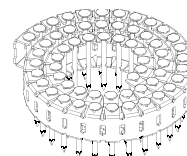


Costruzione cassette
Wooden cases production

MORE	CNP 21.32 CDI	2,03	16 ÷ 32	150	5 ÷ 7	1,40	0,73	255 x 100 x 238
		.080"	5/8" ÷ 1-1/4"	150	70 ÷ 100	3,09	0,0258	10" x 3-15/16" x 9-3/8"



Avvolgimento piatto
Flat winding



CHIODI ROLOTO PVC 16°
PVC COIL NAILS 16°

Serie chiodatura Tool series	modello	diametro gambo (mm)	misure impiegabili (mm)	capacità caricatore (n.punti)	pressione (kg/cm ²)	peso (kg)	consumo aria (litri/colpo)	dimensioni (mm - L x W x H)
	model	shank diameter (inch)	applicable sizes (inch)	magazine capacity (pieces)	pressure (PSI)	weight (lbs)	air consumption (ft ³ /cycle)	dimensions (inch - L x W x H)

CNP 203

UTILIZZI APPLICATIONS

Rivestimenti, pavimentazioni, pedane, recinzioni, tetti in legno, finiture esterne in legno, imballaggi in legno.

Sheathing, subflooring, decking, fencing, roof decking, exterior trimming, wooden packaging.

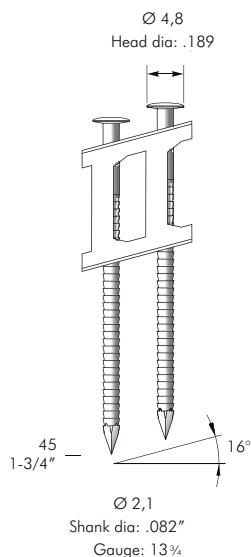
SPECIFICHE SPECIFICATIONS

Punti per rotolo 175
 Nails per coil 175


Finitura inox
 Finishing stainless steel



CN25.50



Avvolgimento piatto
 Flat winding



MORE	CN25.50	2,1 ÷ 2,3 .082" ÷ .92"	32 ÷ 50 1-1/4" ÷ 2"	175	5 ÷ 8 70 ÷ 115	2,00 4,40	1,65 0,05827	305 x 128 x 285 12" x 5-1/16" x 11-1/4"
------	---------	---------------------------	------------------------	-----	-------------------	--------------	-----------------	--

Serie: Modulare E.O. SERIES	modello	diametro gambo (mm)	misure impieghiabili (mm)	capacità caricatore (n.punti)	pressione (kg/cm ²)	peso (kg)	consumo aria (litri/colpo)	dimensioni (mm - L x W x H)
	model	shank diameter (inch)	applicable sizes (inch)	magazine capacity (pieces)	pressure (PSI)	weight (lbs)	air consumption (l/cycle)	dimensions (inch - L x W x H)

CHIODI ROTOLO PVC 16°
PVC COIL NAILS 16°

CNP 23



CN25.50

MORE	CN25.50	2,1 ÷ 2,3 .082" ÷ .92"	32 ÷ 50 1-1/4" ÷ 2"	175 175	5 ÷ 8 70 ÷ 115	2,00 4,40	1,65 0,05827	305 x 128 x 285 12" x 5-1/16" x 11-1/4"
------	---------	---------------------------	------------------------	------------	-------------------	--------------	-----------------	--

UTILIZZI APPLICATIONS

Rivestimenti, pavimentazioni, pedane, recinzioni, tetti in legno, finiture esterne in legno, imballaggi in legno.

Sheathing, subflooring, decking, fencing, roof decking, exterior trimming, wooden packaging.

SPECIFICHE SPECIFICATIONS

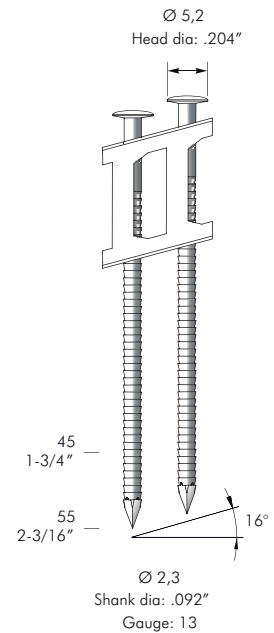
Punti per rotolo 175
Nails per coil 175

Finitura inox
Finishing stainless steel

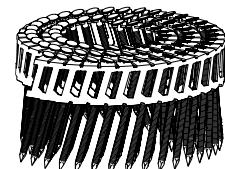


CN28.65

MORE	CN28.65	2,3 ÷ 2,5 .092" ÷ .099"	32 ÷ 65 1-1/4" ÷ 2-1/2"	175 175	5 ÷ 8 70 ÷ 115	2,05 4,50	2,97 0,10488	310 x 128 x 326 12-3/16" x 5-1/16" x 12-7/8"
------	---------	----------------------------	----------------------------	------------	-------------------	--------------	-----------------	---



Avvolgimento piatto
Flat winding



CHIODI ROTOLO PVC 16°
PVC COIL NAILS 16°

CNP 25

Serie chiodatura Tool series	modello	diametro gambo (mm)	misure impiegabili (mm)	capacità caricatore (n.punti)	pressione (kg/cm ²)	peso (kg)	consumo aria (litri/colpo)	dimensioni (mm - L x W x H)
	model	shank diameter (inch)	applicable sizes (inch)	magazine capacity (pieces)	pressure (PSI)	weight (lbs)	air consumption (ft ³ /cycle)	dimensions (inch - L x W x H)

UTILIZZI APPLICATIONS

Rivestimenti, pavimentazioni, pedane, recinzioni, tetti in legno, finiture esterne in legno, imballaggi in legno.

Sheathing, subflooring, decking, fencing, roof decking, exterior trimming, wooden packaging.

SPECIFICHE SPECIFICATIONS

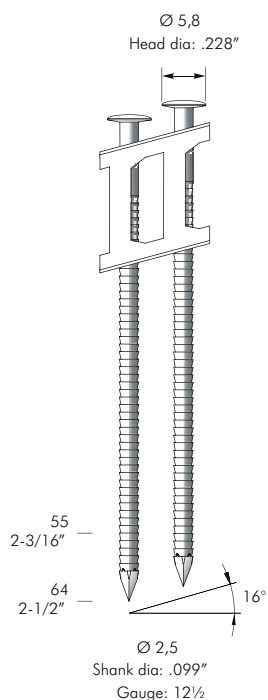
Punti per rotolo 175
 Nails per coil 175

Finitura inox
 Finishing stainless steel




CN28.65

MORE	CN28.65	2,3 ÷ 2,5	32 ÷ 65	175	5 ÷ 8	2,05	2,97	310 x 128 x 326
		.092" ÷ .099"	1-1/4" ÷ 2-1/2"	175	70 ÷ 115	4,50	0,10488	12-3/16" x 5-1/16" x 12-7/8"



Avvolgimento piatto
 Flat winding



Serie chiodatrice EOL SERIES	modello	diametro gambo (mm)	misure impieghabili (mm)	capacità caricatore (n.punti)	pressione (kg/cm ²)	peso (kg)	consumo aria (litri/colpo)	dimensioni (mm - L x W x H)
	model	shank diameter (inch)	applicable sizes (inch)	magazine capacity (pieces)	pressure (PSI)	weight (lbs)	air consumption (ft ³ /cycle)	dimensions (inch - L x W x H)

CHIODI ROLOLO PVC 16°
PVC COIL NAILS 16°

CNP 40

UTILIZZI APPLICATIONS

Edilizia, fissaggio di piastre metalliche (metal connectors) a travi e strutture in legno.

Construction, fixing and installing metal connectors to trusses, joist hangers, framing anchors and ties.

SPECIFICHE SPECIFICATIONS

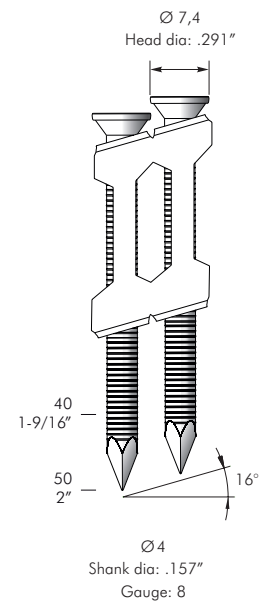
Punti per rotolo 100
Nails per coil 100

Finitura zincato
Finishing galvanized

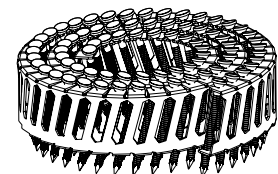


CNP33.65 MC

MORE	CNP33.65 MC	4	40 ÷ 65	100	5 ÷ 8	2,30	1,6	278 x 100 x 317
		.157"	1-9/16" ÷ 2-1/2"	100	70 ÷ 115	5,07	0,0427	11" x 4" x 12-1/2"



Avvolgimento piatto
Flat winding



CHIODI ROTOLO ELETR. 16°
WIRE COIL NAILS 16°

CNW 21

serie chiodatura Tool series	modello	diametro gambo (mm)	misure impiegabili (mm)	capacità caricatore (n.punti)	pressione (kg/cm ²)	peso (kg)	consumo aria (litri/colpo)	dimensioni (mm - L x W x H)
	model	shank diameter (inch)	applicable sizes (inch)	magazine capacity (pieces)	pressure (PSI)	weight (lbs)	air consumption (ft ³ /cycle)	dimensions (inch - L x W x H)

UTILIZZI APPLICATIONS

Rivestimenti, pavimentazioni, pedane, recinzioni, tetti in legno, finiture esterne in legno, imballaggi in legno.

Sheathing, subflooring, decking, fencing, roof decking, exterior trimming, wooden packaging.

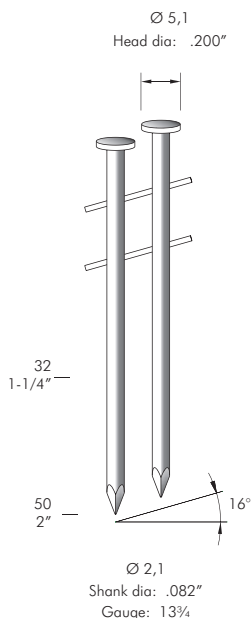
SPECIFICHE SPECIFICATIONS

Punti per rotolo 350
 Nails per coil 350

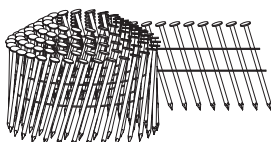
Finitura lucido
 Finishing bright

A richiesta zincato, inox
 On request galvanized, stainless steel

Gambo a richiesta
 Shank on request



Avvolgimento conico
 Conical winding



CN25.50

MORE	CN25.50	2,1 ÷ 2,3 .082" ÷ .92"	32 ÷ 50 1-1/4" ÷ 2"	350	5 ÷ 8 70 ÷ 115	2,00 4,40	1,65 0,05827	305 x 128 x 285 12" x 5-1/16" x 11-1/4"
------	---------	---------------------------	------------------------	-----	-------------------	--------------	-----------------	--

modello	diametro gambo (mm)	misure impieghiabili (mm)	capacità caricatore (n.punti)	pressione (kg/cm ²)	peso (kg)	consumo aria (litri/colpo)	dimensioni (mm - L x W x H)
model	shank diameter (inch)	applicable sizes (inch)	magazine capacity (pieces)	pressure (PSI)	weight (lbs)	air consumption (ft ³ /cycle)	dimensions (inch - L x W x H)

CHIODI ROTOLO ELETTR. 16°
WIRE COIL NAILS 16°

CNW 203



CN23.57

MORE	CN23.57	2,1 ÷ 2,3	25 ÷ 57	350	5 ÷ 8	2,67	1,70	310 x 132 x 285
		.082" ÷ .092"	1" ÷ 2-1/4"	350	70 ÷ 115	5,89	0,06003	12-3/16" x 5-3/16" x 11-1/4"

UTILIZZI APPLICATIONS

Rivestimenti, pavimentazioni, pedane, recinzioni, tetti in legno, finiture esterne in legno, imballaggi in legno.

Sheathing, subflooring, decking, fencing, roof decking, exterior trimming, wooden packaging.

SPECIFICHE SPECIFICATIONS

Punti per rotolo 350
Nails per coil 350

Finitura lucido
Finishing bright

A richiesta zincato, inox, bobina jumbo
On request galvanized, stainless steel, jumbo coil

Gambo a richiesta
Shank on request



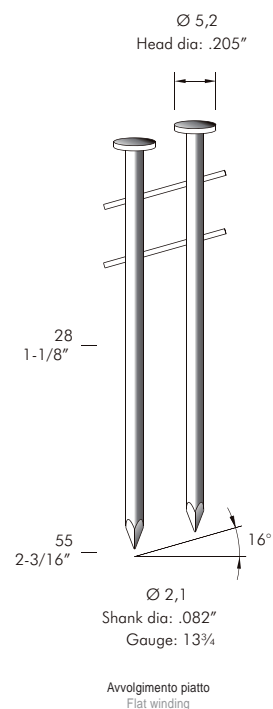
CN25.50

MORE	CN25.50	2,1 ÷ 2,3	32 ÷ 50	350	5 ÷ 8	2,00	1,65	305 x 128 x 285
		.082" ÷ .092"	1-1/4" ÷ 2"	350	70 ÷ 115	4,40	0,05827	12" x 5-1/16" x 11-1/4"



CN25.65

MORE	CN25.65	2,1 ÷ 2,5	38 ÷ 65	350	5 ÷ 8	2,75	1,90	300 x 130 x 312
		.082" ÷ .099"	1-1/2" ÷ 2-1/2"	350	70 ÷ 115	6,06	0,6709	11-7/8" x 5-1/8" x 12-1/4"



CHIODI ROTOLO ELETR. 16°
WIRE COIL NAILS 16°

serie chiodatura Tool series	modello	diametro gambo (mm)	misure impieghiabili (mm)	capacità caricatore (n.punti)	pressione (kg/cm ²)	peso (kg)	consumo aria (litri/colpo)	dimensioni (mm - L x W x H)
	model	shank diameter (inch)	applicable sizes (inch)	magazine capacity (pieces)	pressure (PSI)	weight (lbs)	air consumption (ft ³ /cycle)	dimensions (inch - L x W x H)

CNW 23

UTILIZZI APPLICATIONS

Rivestimenti, pavimentazioni, pedane, recinzioni, tetti in legno, finiture esterne in legno, imballaggi in legno.

Sheathing, subflooring, decking, fencing, roof decking, exterior trimming, wooden packaging.

SPECIFICHE SPECIFICATIONS

Punti per rotolo 300
Nails per coil 300

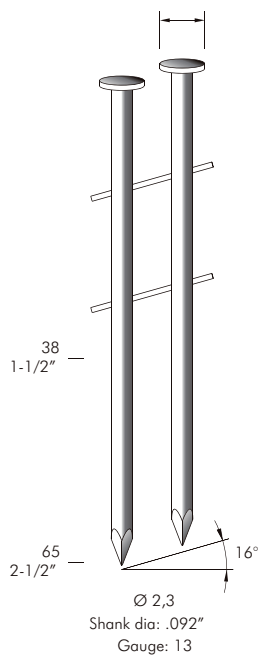
Finitura lucido
Finishing bright

A richiesta zincato, inox,
bobina jumbo
On request galvanized,
stainless steel,
jumbo coil

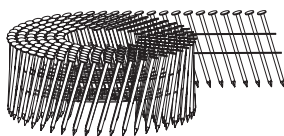
Gambo a richiesta
Shank on request



Ø 5,4 ÷ Ø 5,9
Head dia: .212" ÷ .232"



Avvolgimento piatto
Flat winding



CN23.57

MORE	CN23.57	2,1 ÷ 2,3	25 ÷ 57	300	5 ÷ 8	2,67	1,70	310 x 132 x 285
		.082" ÷ .092"	1" ÷ 2-1/4"	300	70 ÷ 115	5,89	0,06003	12-3/16" x 5-3/16" x 11-1/4"



CN25.65

MORE	CN25.65	2,1 ÷ 2,5	38 ÷ 65	300	5 ÷ 8	2,75	1,90	300 x 130 x 312
		.082" ÷ .099"	1-1/2" ÷ 2-1/2"	300	70 ÷ 115	6,06	0,6709	11-7/8" x 5-1/8" x 12-1/4"



CN28.65

MORE	CN28.65	2,3 ÷ 2,5	32 ÷ 65	300	5 ÷ 8	2,05	2,97	310 x 128 x 326
		.092" ÷ .099"	1-1/4" ÷ 2-1/2"	300	70 ÷ 115	4,50	0,10488	12-3/16" x 5-1/16" x 12-7/8"

modello	diametro gambo (mm)	misure impiegabili (mm)	capacità caricatore (n.punti)	pressione (kg/cm ²)	peso (kg)	consumo aria (litri/colpo)	dimensioni (mm - L x W x H)
model	shank diameter (inch)	applicable sizes (inch)	magazine capacity (pieces)	pressure (PSI)	weight (lbs)	air consumption (ft ³ /cycle)	dimensions (inch - L x W x H)

CHIODI ROTOLO ELETR. 16°
WIRE COIL NAILS 16°

CNW 25



CN25.65

MORE	CN25.65	2,1 ÷ 2,5	38 ÷ 65	300	5 ÷ 8	2,75	1,90	300 x 130 x 312
		.082" ÷ .099"	1-1/2" ÷ 2-1/2"	300	70 ÷ 115	6,06	0,6709	11-7/8" x 5-1/8" x 12-1/4"



CN28.65

MORE	CN28.65	2,3 ÷ 2,5	32 ÷ 65	300	5 ÷ 8	2,05	2,97	310 x 128 x 326
		.092" ÷ .099"	1-1/4" ÷ 2-1/2"	300	70 ÷ 115	4,50	0,10488	12-3/16" x 5-1/16" x 12-7/8"



CN29.70

MORE	CN29.70	2,5 ÷ 2,9	45 ÷ 70	300	5 ÷ 8	3,60	2,69	350 x 129 x 316
		.099" ÷ .113"	1-3/4" ÷ 2-3/4"	300	70 ÷ 115	7,90	0,09500	13-3/4" x 5-1/16" x 12-7/16"



CN33.83

MORE	CN33.83	2,5 ÷ 3,3	50 ÷ 83	225 ÷ 250	5 ÷ 8	3,90	3,68	350 x 132 x 364
		.099" ÷ .131"	2" ÷ 3-1/4"	225 ÷ 250	70 ÷ 115	8,60	0,12996	13-3/4" x 5-3/16" x 14-5/16"

UTILIZZI APPLICATIONS

Rivestimenti, pavimentazioni, pedane, recinzioni, tetti in legno, finiture esterne in legno, imballaggi in legno.

Sheathing, subflooring, decking, fencing, roof decking, exterior trimming, wooden packaging.

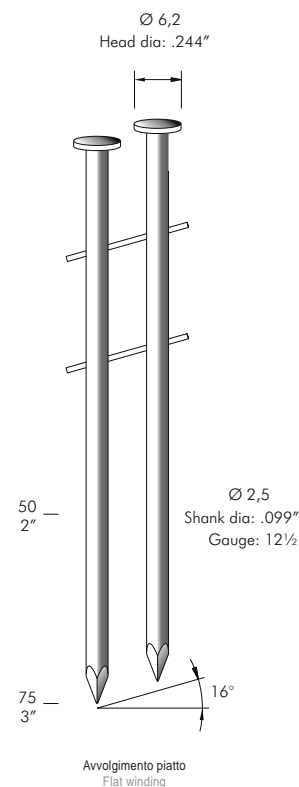
SPECIFICHE SPECIFICATIONS

Punti per rotolo 300
Nails per coil 300

Finitura lucido
Finishing bright

A richiesta zincato, inox, bobina jumbo galvanized, stainless steel, jumbo coil

Gambo a richiesta
Shank on request



CHIODI ROTOLO ELETRR. 16°
WIRE COIL NAILS 16°

Serie chiodatrice Tool series	modello	diametro gambo (mm)	misure impieghiabili (mm)	capacità caricatore (n.punti)	pressione (kg/cm ²)	peso (kg)	consumo aria (litri/colpo)	dimensioni (mm - L x W x H)
	model	shank diameter (inch)	applicable sizes (inch)	magazine capacity (pieces)	pressure (PSI)	weight (lbs)	air consumption (ft ³ /cycle)	dimensions (inch - L x W x H)

CNW 28

UTILIZZI APPLICATIONS

Rivestimenti, pavimentazioni, pedane, recinzioni, tetti e case in legno, finiture esterne in legno.

Sheathing, subflooring, decking, fencing, wooden roof and house, exterior trimming.

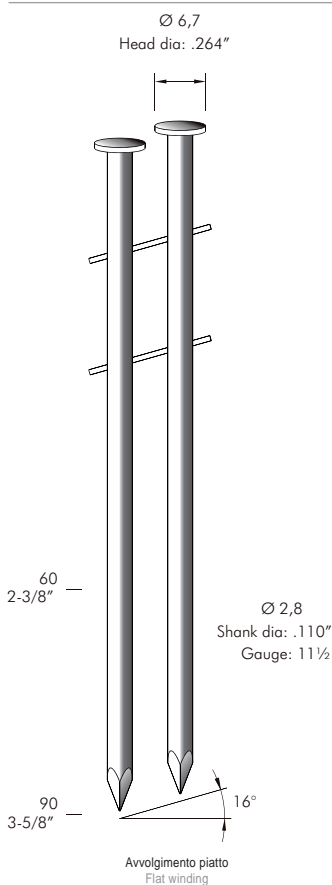
SPECIFICHE SPECIFICATIONS

Punti per rotolo 225 ÷ 250
Nails per coil 225 ÷ 250

Finitura lucido
Finishing bright

A richiesta zincato, inox, bobina jumbo
On request galvanized, stainless steel, jumbo coil

Gambo a richiesta
Shank on request



CN29.70

MORE	CN29.70	2,5 ÷ 2,9 .099" ÷ .113"	45 ÷ 70 1-3/4" ÷ 2-3/4"	225 ÷ 250 225 ÷ 250	5 ÷ 8 70 ÷ 115	3,60 7,90	2,69 0,09500	350 x 129 x 316 13-3/4" x 5-1/16" x 12-7/16"
-------------	----------------	----------------------------	----------------------------	------------------------	-------------------	--------------	-----------------	---



CN33.83

MORE	CN33.83	2,5 ÷ 3,3 .099" ÷ .131"	50 ÷ 83 2" ÷ 3-1/4"	225 ÷ 250 225 ÷ 250	5 ÷ 8 70 ÷ 115	3,90 8,60	3,68 0,12996	350 x 132 x 364 13-3/4" x 5-3/16" x 14-5/16"
-------------	----------------	----------------------------	------------------------	------------------------	-------------------	--------------	-----------------	---



CN33.90

MORE	CN33.90	2,5 ÷ 3,3 .099" ÷ .131"	45 ÷ 90 1-3/4" ÷ 3-5/8"	225 ÷ 250 225 ÷ 250	5 ÷ 8 70 ÷ 115	3,50 7,70	2,97 0,10488	388 x 145 x 370 15-1/4" x 5-1/2" x 14-9/16"
-------------	----------------	----------------------------	----------------------------	------------------------	-------------------	--------------	-----------------	--

Serie Modantra E.O. SERIES	modello	diametro gambo (mm)	misure impiegate (mm)	capacità caricatore (n.punti)	pressione (kg/cm ²)	peso (kg)	consumo aria (liri/colpo)	dimensioni (mm - L x W x H)
	model	shank diameter (inch)	applicable sizes (inch)	magazine capacity (pieces)	pressure (PSI)	weight (lbs)	air consumption (ft ³ /cycle)	dimensions (inch - L x W x H)

CHIODI ROTOLO ELETR. 16°
WIRE COIL NAILS 16°

CNW 31



CN33.83

MORE	CN33.83	2,5 ÷ 3,3	50 ÷ 83	225	5 ÷ 8	3,90	3,68	350 x 132 x 364
		.099" ÷ .131"	2" ÷ 3-1/4"	225	70 ÷ 115	8,60	0,12996	13-3/4" x 5-3/16" x 14-5/16"

UTILIZZI APPLICATIONS

Rivestimenti, recinzioni in legno, imballaggi in legno, bancali, costruzione casse in legno, tetti e case in legno.

Sheathing, fencing, wooden packaging, pallets, case and box assembly, wooden roof and house.

SPECIFICHE SPECIFICATIONS

Punti per rotolo 225
Nails per coil 225

Finitura lucido
Finishing bright

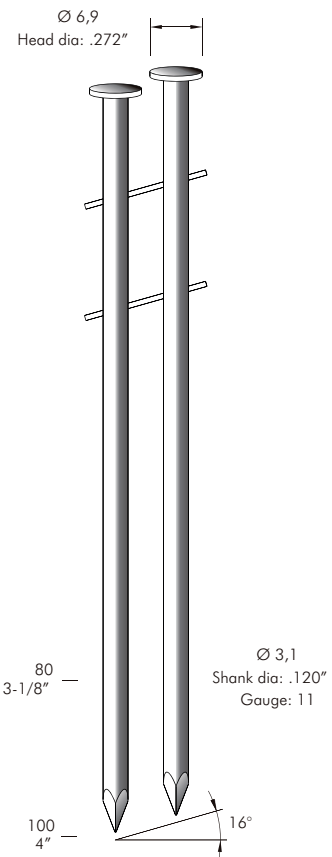
A richiesta zincato, inox,
bobina jumbo
On request galvanized,
stainless steel,
jumbo coil

Gambo a richiesta Shank on request



CN33.90

MORE	CN33.90	2,5 ÷ 3,3	45 ÷ 90	225	5 ÷ 8	3,50	2,97	388 x 145 x 370
		.099" ÷ .131"	1-3/4" ÷ 3-5/8"	225	70 ÷ 115	7,70	0,10488	15-1/4" x 5-1/2" x 14-9/16"



CN38.100



CN38.130

MORE	CN38.100	2,8 ÷ 3,8	57 ÷ 100	225	5 ÷ 8	5,25	3,30	338 x 153 x 418
		.110" ÷ .150"	2-1/4" ÷ 4"	225	70 ÷ 115	11,57	0,11654	13-5/16" x 6" x 16-1/2"
	CN38.130	3,1 ÷ 3,8	75 ÷ 130	225	5 ÷ 8	5,80	3,80	338 x 153 x 479
.122" ÷ .150"		3" ÷ 5"	225	70 ÷ 115	12,80	0,13419	13-5/16" x 6" x 18-7/8"	



CHIODI ROTOLO ELETRR. 16°
WIRE COIL NAILS 16°

serie chiodatrice Tool series	modello	diametro gambo (mm)	misure impiegabili (mm)	capacità caricatore (n.punti)	pressione (kg/cm ²)	peso (kg)	consumo aria (litri/colpo)	dimensioni (mm - L x W x H)
	model	shank diameter (inch)	applicable sizes (inch)	magazine capacity (pieces)	pressure (PSI)	weight (lbs)	air consumption (ft ³ /cycle)	dimensions (inch - L x W x H)

CNW 34

UTILIZZI APPLICATIONS

Rivestimenti, recinzioni in legno, casse in legno, imballaggi in legno, bancali, tetti e case in legno.

Sheathing, fencing, case and box assembly, wooden packaging, pallets, wooden roof and house.

SPECIFICHE SPECIFICATIONS

Punti per rotolo 150
Nails per coil 150

Finitura lucido
Finishing bright

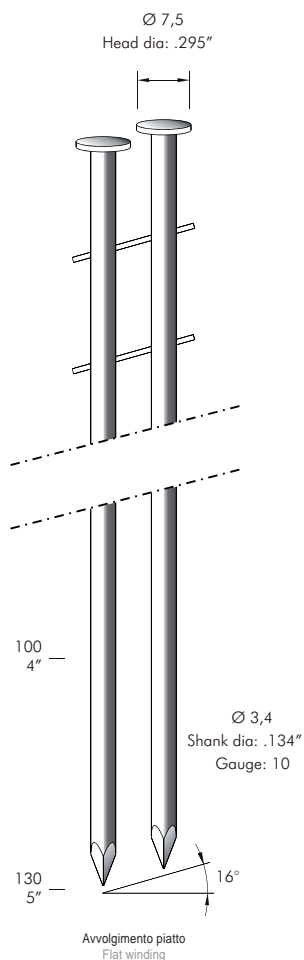
A richiesta zincato
On request galvanized

Gambo a richiesta Shank on request



CN38.100

MORE	CN38.100	2,8 ÷ 3,8 .110" ÷ .150"	57 ÷ 100 2-1/4" ÷ 4"	150 150	5 ÷ 8 70 ÷ 115	5,25 11,57	3,30 0,11654	338 x 153 x 418 13-5/16" x 6" x 16-1/2"
------	----------	----------------------------	-------------------------	------------	-------------------	---------------	-----------------	--



CN38.130

MORE	CN38.130	3,1 ÷ 3,8 .122" ÷ .150"	75 ÷ 130 3" ÷ 5"	150 150	5 ÷ 8 70 ÷ 115	5,80 12,80	3,80 0,13419	338 x 153 x 479 13-5/16" x 6" x 18-7/8"
------	----------	----------------------------	---------------------	------------	-------------------	---------------	-----------------	--

modello	diametro gambo (mm)	misure impieghiabili (mm)	capacità caricatore (n.punti)	pressione (kg/cm ²)	peso (kg)	consumo aria (litri/colpo)	dimensioni (mm - L x W x H)
model	shank diameter (inch)	applicable sizes (inch)	magazine capacity (pieces)	pressure (PSI)	weight (lbs)	air consumption (ft ³ /cycle)	dimensions (inch - L x W x H)

CHIODI ROTOLO ELETTR. 16°
WIRE COIL NAILS 16°

CNW 38



CN38.100

MORE	CN38.100	2,8 ÷ 3,8	57 ÷ 100	125	5 ÷ 8	5,25	3,30	338 x 153 x 418
		.110" ÷ .150"	2-1/4" ÷ 4"	125	70 ÷ 115	11,57	0,11654	13-5/16" x 6" x 16-1/2"

UTILIZZI APPLICATIONS

Rivestimenti, recinzioni in legno, casse in legno, imballaggi in legno, bancali, tetti e case in legno.

Sheathing, fencing, case and box assembly, wooden packaging, pallets, wooden roof and house.

SPECIFICHE SPECIFICATIONS

Punti per rotolo 125
Nails per coil 125

Finitura lucido
Finishing bright

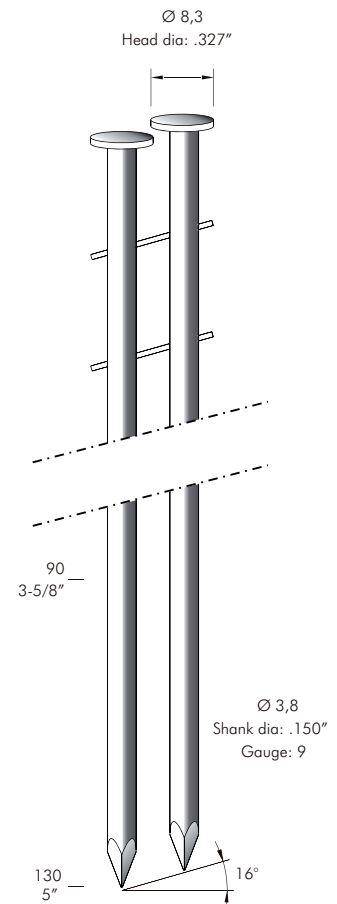
A richiesta zincato
On request galvanized

Gambo a richiesta Shank on request



CN38.130

MORE	CN38.130	3,1 ÷ 3,8	75 ÷ 130	125	5 ÷ 8	5,80	3,80	338 x 153 x 479
		.122" ÷ .150"	3" ÷ 5"	125	70 ÷ 115	12,80	0,13419	13-5/16" x 6" x 18-7/8"



Avvolgimento piatto
Flat winding



Serie cilindriche Tool series	modello	diametro gambo (mm)	misure impiegabili (mm)	capacità caricatore (n.punti)	pressione (kg/cm ²)	peso (kg)	consumo aria (litri/colpo)	dimensioni (mm - L x W x H)
	model	shank diameter (inch)	applicable sizes (inch)	magazine capacity (pieces)	pressure (PSI)	weight (lbs)	air consumption (ft ³ /cycle)	dimensions (inch - L x W x H)

CNWE 28

UTILIZZI APPLICATIONS

Costruzione e riparazione
bancali.

Pallets production and
reparation.

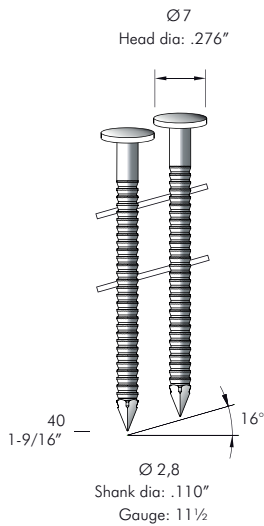
SPECIFICHE SPECIFICATIONS

Punti per rotolo 250
Nails per coil 250

Finitura lucido
Finishing bright

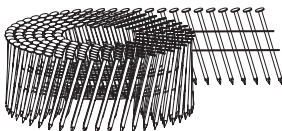


CN29.70



MORE	CN29.70	2,8	40 ÷ 70	250	5 ÷ 8	3,60	2,69	350 x 129 x 316
		.110"	1-9/16" ÷ 2-3/4"	250	70 ÷ 115	7,90	0,09500	13-3/4" x 5-1/16" x 12-7/16"

Avvolgimento piatto
Flat winding



Serie diadematica EOL SERIES	modello	diametro gambo (mm)	misure impieghiabili (mm)	capacità caricatore (n.punti)	pressione (kg/cm ²)	peso (kg)	consumo aria (litri/colpo)	dimensioni (mm - L x W x H)
	model	shank diameter (inch)	applicable sizes (inch)	magazine capacity (pieces)	pressure (PSI)	weight (lbs)	air consumption (ft ³ /cycle)	dimensions (inch - L x W x H)

EPAL
EPAL

CNWE 33

UTILIZZI APPLICATIONS

Costruzione e riparazione
bancali.

Pallets production and
reparation.

SPECIFICHE SPECIFICATIONS


Punti per rotolo 180
Nails per coil 180

Finitura lucido
Finishing bright



CN38.100 EPAL

MORE	CN38.100 EPAL	3,3	57 ÷ 100	180	5 ÷ 8	5,25	3,30	338 x 153 x 418
		.130"	2-1/4" ÷ 4"	180	70 ÷ 115	11,57	0,11654	13-5/16" x 6" x 16-1/2"



Avvolgimento piatto
Flat winding



CHIODI STECCA PVC 21°
21° STRIP PVC COLLATED NAILS

serie chiodatura Tool series	modello	diametro gambo (mm)	misure impiegabili (mm)	capacità caricatore (n.punti)	pressione (kg/cm ²)	peso (kg)	consumo aria (litri/colpo)	dimensioni (mm - L x W x H)
	model	shank diameter (inch)	applicable sizes (inch)	magazine capacity (pieces)	pressure (PSI)	weight (lbs)	air consumption (ft ³ /cycle)	dimensions (inch - L x W x H)

SNPA-28

UTILIZZI APPLICATIONS

Telai in legno, rivestimenti, pavimentazioni, pedane, finiture esterne in legno, bancali, costruzione casse in legno, tetti e case in legno.

Framing, sheathing, subflooring, decking, exterior trimming, pallets, case and box assembly, wooden roof and house.

SPECIFICHE SPECIFICATIONS

Punti per barretta 25
 Nails per strip 25

Finitura lucido
 Finishing bright

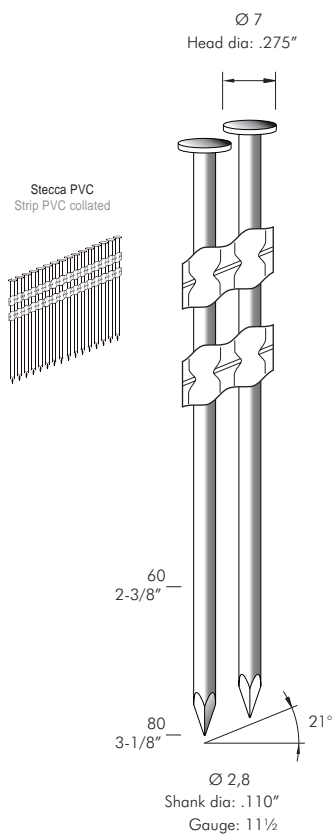
A richiesta zincato
 On request galvanized

Gambo a richiesta
 Shank on request



SN22.100

MORE	SN22.100	2,8 ÷ 3,4	50 ÷ 100	60	5 ÷ 8	3,60	2,27	549 x 139 x 375
		.110" ÷ .134"	2" ÷ 4"	60	70 ÷ 115	7,90	0,08016	21-5/8" x 5-1/2" x 14-3/4"



modello	diametro gambo (mm)	misure impieghiabili (mm)	capacità caricatore (n.punti)	pressione (kg/cm ²)	peso (kg)	consumo aria (litri/colpo)	dimensioni (mm - L x W x H)
model	shank diameter (inch)	applicable sizes (inch)	magazine capacity (pieces)	pressure (PSI)	weight (lbs)	air consumption (ft ³ /cycle)	dimensions (inch - L x W x H)

CHIODI STECCA PVC 21° 21° STRIP PVC COLLATED NAILS

SNPA-31

UTILIZZI APPLICATIONS

Telai in legno, rivestimenti, pavimentazioni, pedane, finiture esterne in legno, bancali, costruzione casse in legno, tetti e case in legno.

Framing, sheathing, subflooring, decking, exterior trimming, pallets, case and box assembly, wooden roof and house.

SPECIFICHE SPECIFICATIONS

Punti per barretta 25
Nails per strip 25

Finitura lucido
Finishing bright

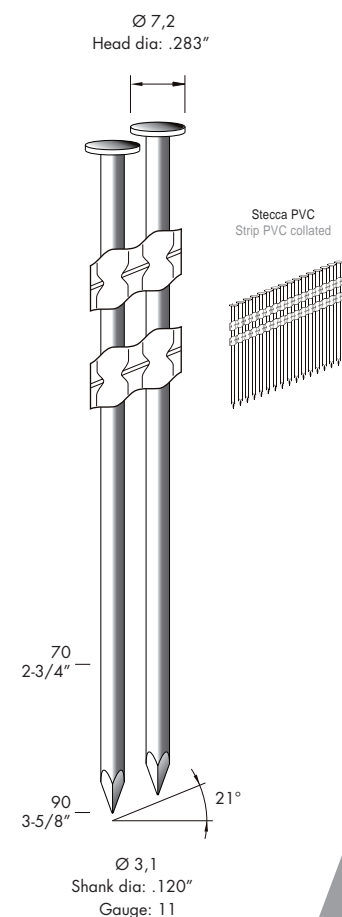
A richiesta zincato
On request galvanized

Gambo a richiesta
Shank on request



SN22.100

MORE	SN22.100	2,8 ÷ 3,4	50 ÷ 100	60	5 ÷ 8	3,60	2,27	549 x 139 x 375
		.110" ÷ .134"	2" ÷ 4"	60	70 ÷ 115	7,90	0,08016	21-5/8" x 5-1/2" x 14-3/4"



CHIODI STECCA PVC 21°
21° STRIP PVC COLLATED NAILS

serie chiodatura Tool series	modello	diametro gambo (mm)	misure impiegabili (mm)	capacità caricatore (n.punti)	pressione (kg/cm ²)	peso (kg)	consumo aria (litri/colpo)	dimensioni (mm - L x W x H)
	model	shank diameter (inch)	applicable sizes (inch)	magazine capacity (pieces)	pressure (PSI)	weight (lbs)	air consumption (ft ³ /cycle)	dimensions (inch - L x W x H)

SNPA-34

UTILIZZI APPLICATIONS

Telai in legno, rivestimenti, pavimentazioni, pedane, finiture esterne in legno, bancali, costruzione casse in legno, tetti e case in legno.

Framing, sheathing, subflooring, decking, exterior trimming, pallets, case and box assembly, wooden roof and house.

SPECIFICHE SPECIFICATIONS

Punti per barretta 25
 Nails per strip 25

Finitura lucido
 Finishing bright

A richiesta zincato
 On request galvanized

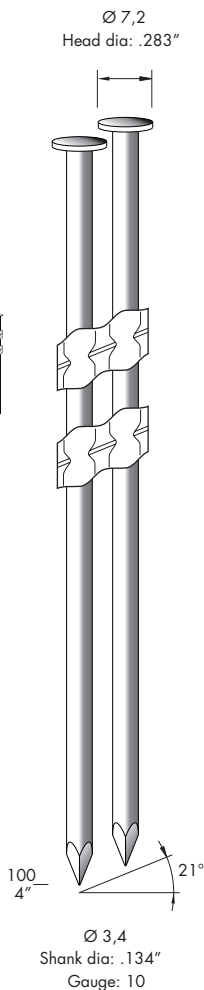
Gambo a richiesta
 Shank on request



SN22.100

MORE	SN22.100	2,8 ÷ 3,4 .110" ÷ .134"	50 ÷ 100 2" ÷ 4"	60 60	5 ÷ 8 70 ÷ 115	3,60 7,90	2,27 0,08016	549 x 139 x 375 21-5/8" x 5-1/2" x 14-3/4"
------	----------	----------------------------	---------------------	----------	-------------------	--------------	-----------------	---

Stecca PVC
 Strip PVC collated



Serie chiodatrice EOL SERIES	modello	diametro gambo (mm)	misure impieghiabili (mm)	capacità caricatore (n.punti)	pressione (kg/cm ²)	peso (kg)	consumo aria (litri/colpo)	dimensioni (mm - L x W x H)
	model	shank diameter (inch)	applicable sizes (inch)	magazine capacity (pieces)	pressure (PSI)	weight (lbs)	air consumption (ft ³ /cycle)	dimensions (inch - L x W x H)

CHIODI STECCA PVC 21° 21° STRIP PVC COLLATED NAILS

SNPA-38



SN22.130

MORE	SN22.130	3,8 ÷ 4,2	90 ÷ 130	60	5 ÷ 8	6,00	4,01	550 x 174 x 430
		.150" ÷ .165"	3-9/16" ÷ 5"	60	70 ÷ 115	13,23	0,14161	21-5/8" x 6-7/8" x 17"

UTILIZZI APPLICATIONS

Telai in legno, rivestimenti, pavimentazioni, pedane, finiture esterne in legno, bancali, costruzione casse in legno, tetti e case in legno.

Framing, sheathing, subflooring, decking, exterior trimming, pallets, case and box assembly, wooden roof and house.

SPECIFICHE SPECIFICATIONS

Punti per barretta 25
Nails per strip 25

Finitura lucido
Finishing bright

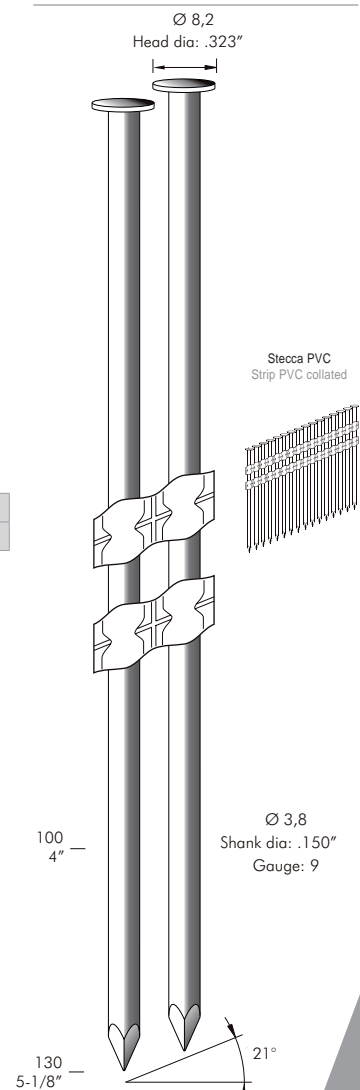
A richiesta zincato
On request galvanized

Gambo a richiesta Shank on request



SN22.160

MORE	SN22.160	3,8 ÷ 4,6	100 ÷ 160	60	5 ÷ 8	6,90	4,96	568 x 180 x 548
		.150" ÷ .181"	4" ÷ 6-3/8"	60	70 ÷ 115	15,21	0,1751	22-3/8" x 7" x 21-9/16"



CHIODI STECCA PVC 21°
21° STRIP PVC COLLATED NAILS

serie chiodatura Tool series	modello	diametro gambo (mm)	misure impiegabili (mm)	capacità caricatore (n.punti)	pressione (kg/cm ²)	peso (kg)	consumo aria (litri/colpo)	dimensioni (mm - L x W x H)
	model	shank diameter (inch)	applicable sizes (inch)	magazine capacity (pieces)	pressure (PSI)	weight (lbs)	air consumption (ft ³ /cycle)	dimensions (inch - L x W x H)

SNPA-42

UTILIZZI APPLICATIONS

Telai in legno, rivestimenti, pavimentazioni, pedane, finiture esterne in legno, bancali, costruzione casse in legno, tetti e case in legno.

Framing, sheathing, subflooring, decking, exterior trimming, pallets, case and box assembly, wooden roof and house.

SPECIFICHE SPECIFICATIONS

Punti per barretta 20
 Nails per strip 20

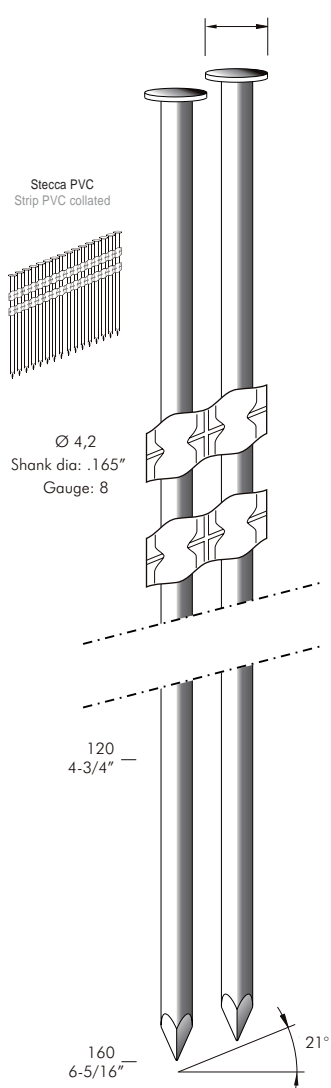
Finitura lucido
 Finishing bright

A richiesta zincato
 On request galvanized

Gambo a richiesta
 Shank on request



Ø 8,2
 Head dia: .323"



SN22.130

MORE	SN22.130	3,8 ÷ 4,2 .150" ÷ .165"	90 ÷ 130 3-9/16" ÷ 5"	50 50	5 ÷ 8 70 ÷ 115	6,00 13,23	4,01 0,14161	550 x 174 x 430 21-5/8" x 6-7/8" x 17"
------	----------	----------------------------	--------------------------	----------	-------------------	---------------	-----------------	---



SN22.160

MORE	SN22.160	3,8 ÷ 4,6 .150" ÷ .181"	100 ÷ 160 4" ÷ 6-3/8"	50 50	5 ÷ 8 70 ÷ 115	6,90 15,21	4,96 0,1751	568 x 180 x 548 22-3/8" x 7" x 21-9/16"
------	----------	----------------------------	--------------------------	----------	-------------------	---------------	----------------	--

modello	diametro gambo (mm)	misure impieghiabili (mm)	capacità caricatore (n.punti)	pressione (kg/cm ²)	peso (kg)	consumo aria (litri/colpo)	dimensioni (mm - L x W x H)
model	shank diameter (inch)	applicable sizes (inch)	magazine capacity (pieces)	pressure (PSI)	weight (lbs)	air consumption (ft ³ /cycle)	dimensions (inch - L x W x H)

CHIODI STECCA PVC 21° 21° STRIP PVC COLLATED NAILS

SNPA-46

UTILIZZI APPLICATIONS

Telai in legno, rivestimenti, pavimentazioni, pedane, finiture esterne in legno, bancali, costruzione casse in legno, tetti e case in legno.

Framing, sheathing, subflooring, decking, exterior trimming, pallets, case and box assembly, wooden roof and house.

SPECIFICHE SPECIFICATIONS

Punti per barretta 22
Nails per strip 25

Finitura lucido
Finishing bright

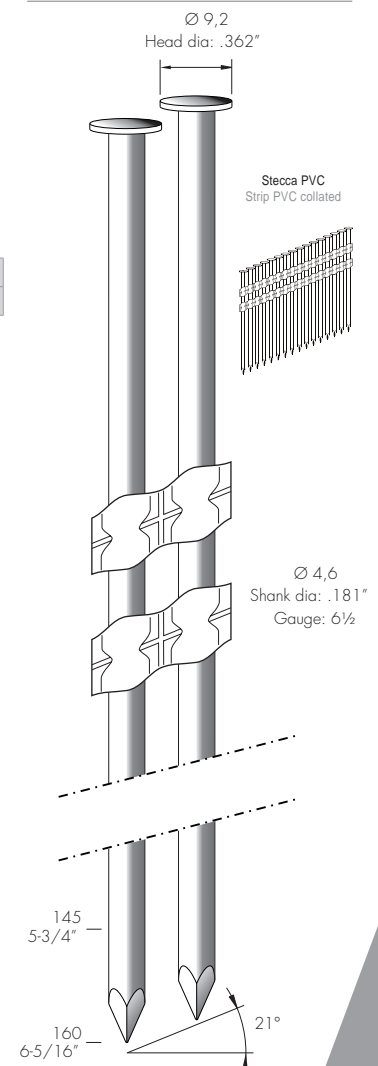
A richiesta zincato
On request galvanized

Gambo a richiesta Shank on request



SN22.160

MORE	SN22.160	3,8 ÷ 4,6 .150" ÷ .181"	100 ÷ 160 4" ÷ 6-3/8"	50 50	5 ÷ 8 70 ÷ 115	6,90 15,21	4,96 0,1751	568 x 180 x 548 22-3/8" x 7" x 21-9/16"
------	----------	----------------------------	--------------------------	----------	-------------------	---------------	----------------	--



CHIODI STECCA CARTA 34°
34° STRIP PAPER NAILS

serie chiodatrice Tool series	modello	diametro gambo (mm)	misure impiegabili (mm)	capacità caricatore (n.punti)	colpi per cartuccia di gas	peso (kg)	colpi per carica di batteria	dimensioni (mm - L x W x H)
	model	shank diameter (inch)	applicable sizes (inch)	magazine capacity (pieces)	Shots per fuel cell	weight (lbs)	shots per battery charge	dimensions (inch - L x W x H)

SNPB-28

UTILIZZI APPLICATIONS

Telai in legno, rivestimenti, pavimentazioni, pedane, finiture esterne in legno, bancali, costruzione casse in legno, tetti e case in legno.

Framing, sheathing, subflooring, decking, exterior trimming, pallets, case and box assembly, wooden roof and house.

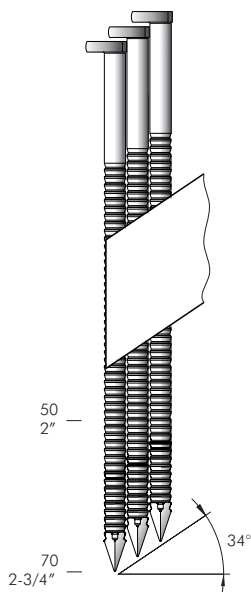
SPECIFICHE SPECIFICATIONS

Punti per barretta Nails per strip	40 40
Finitura Finishing	lucido bright
A richiesta On request	zincato galvanized



GSN34.90

Ø 7,4
Head dia: .291"



Ø 2,8
Shank dia: .110"
Gauge: 11½

MORE	GSN34.90	2,8 ÷ 3,3 .110" ÷ .130"	50 ÷ 90 2" ÷ 3-9/16"	60 60	1200 1200	3,42 7,54	4500 4500	374 x 108 x 378 14-3/4" x 4-1/4" x 14-7/8"
------	----------	----------------------------	-------------------------	----------	--------------	--------------	--------------	---

modello	diametro gambo (mm)	misure impieghiabili (mm)	capacità caricatore (n.punti)	colpi per cartuccia di gas	peso (kg)	colpi per carica di batteria	dimensioni (mm - L x W x H)
model	shank diameter (inch)	applicable sizes (inch)	magazine capacity (pieces)	Shots per fuel cell	weight (lbs)	shots per battery charge	dimensions (inch - L x W x H)

CHIODI STECCA CARTA 34°
34° STRIP PAPER NAILS

SNPB-31

UTILIZZI APPLICATIONS

Telai in legno, rivestimenti, pavimentazioni, pedane, finiture esterne in legno, bancali, costruzione casse in legno, tetti e case in legno.

Framing, sheathing, subflooring, decking, exterior trimming, pallets, case and box assembly, wooden roof and house.

SPECIFICHE SPECIFICATIONS

Punti per barretta 40
Nails per strip 40

Finitura lucido
Finishing bright

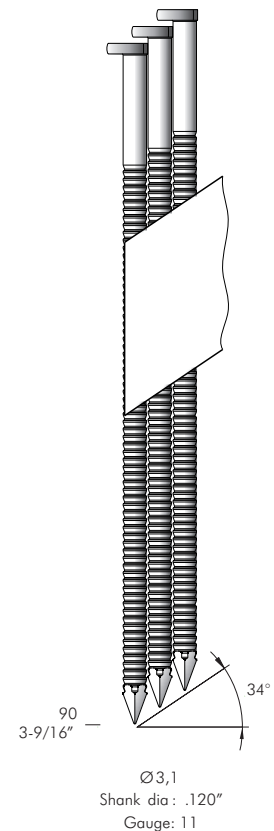
A richiesta zincato
On request galvanized



GSN34.90

MORE	GSN34.90	2,8 ÷ 3,3	50 ÷ 90	60	1200	3,42	4500	374 x 108 x 378
		.110" ÷ .130"	2" ÷ 3-9/16"	60	1200	7,54	4500	14-3/4" x 4-1/4" x 14-7/8"

Ø 7,4
Head dia: .291"



CHIODI STECCA CARTA & PVC 30°
30° STRIP PAPER & PVC NAILS

Serie chiodatrice Tool series	modello	diametro gambo (mm)	misure impiegabili (mm)	capacità caricatore (n.punti)	pressione (kg/cm ²)	peso (kg)	consumo aria (litri/colpo)	dimensioni (mm - L x W x H)
	model	shank diameter (inch)	applicable sizes (inch)	magazine capacity (pieces)	pressure (PSI)	weight (lbs)	air consumption (ft ³ /cycle)	dimensions (inch - L x W x H)

SNPB-40

UTILIZZI APPLICATIONS

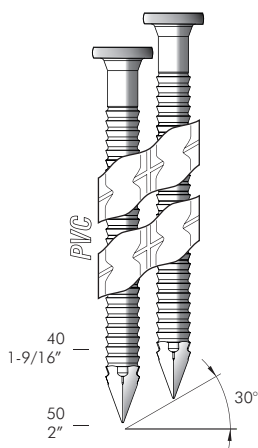
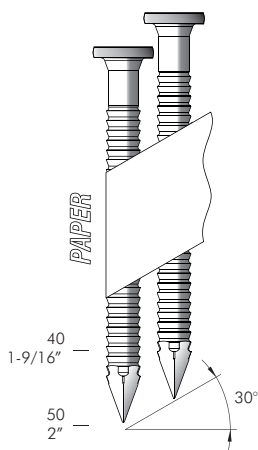
Edilizia, fissaggio di piastre metalliche (metal connectors) a travi e strutture in legno.

Construction, fixing and installing metal connectors to trusses, joist hangers, framing anchors and ties.

SPECIFICHE SPECIFICATIONS

Punti per barretta 20
 Nails per strip 20

Finitura zincato
 Finishing galvanized



SN34.65 MC

MORE	SN34.65 MC	3,3 ÷ 4,1 .131" ÷ .161"	38 ÷ 64 1-1/2" ÷ 2-1/2"	30 30	5 ÷ 8,3 70 ÷ 120	2,68 5,91	1,96 0,06922	350 x 110 x 359 13-3/4" x 4-5/16" x 14-1/8"
------	------------	----------------------------	----------------------------	----------	---------------------	--------------	-----------------	--

Serie chiodatrice Tool series	modello	diametro gambo (mm)	misure impiegabili (mm)	capacità caricatore (n.punti)	colpi per cartuccia di gas	peso (kg)	colpi per carica di batteria	dimensioni (mm - L x W x H)
	model	shank diameter (inch)	applicable sizes (inch)	magazine capacity (pieces)	Shots per fuel cell	weight (lbs)	shots per battery charge	dimensions (inch - L x W x H)



GSN34.65 MC

MORE	GSN34.65 MC	3,3 ÷ 4,3 .131" ÷ .169"	38 ÷ 64 1-1/2" ÷ 2-1/2"	30 30	1200 1200	3,80 8,38	5200 5200	355 x 108 x 393 14" x 4-1/4" x 15-1/2"
------	-------------	----------------------------	----------------------------	----------	--------------	--------------	--------------	---

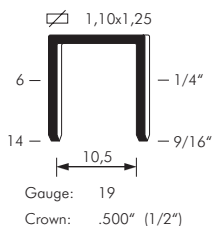


PUNTI IN PLASTICA
POLYMER FASTENERS

PUNTI IN PLASTICA POLYMER FASTENERS

PUNTI IN PLASTICA
POLYMER FASTENERS

81P



UTILIZZI
APPLICATIONS

Avvolgimento del legname, etichettatura del legname, costruzione di barche, interni cofani mortuari, porte, metal detectors, mobili, posa della lana di vetro, tappezzeria, copertura isolante. Per tutte le applicazioni dove l'utilizzo di punti metallici può danneggiare gli utensili e per evitare la rimozione dei punti.

Lumber wrap, lumber tagging, boatbuilding, casket lining, doors, metal detectors, furniture, fiberglass layup, upholstery, insulating sheathing. All applications where metal fasteners can damage tools and to avoid fasteners removal.

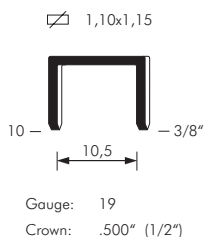
SPECIFICHE
SPECIFICATIONS

Punti per barretta 70
Staples per strip 70

Finitura plastica
Finishing polymer

A richiesta marrone, rosso mogano, grigio
On request brown, redwood, grey

81P BM



UTILIZZI
APPLICATIONS

Ricopertura pneumatici.
Tyre retreading (black magic).

SPECIFICHE
SPECIFICATIONS

Punti per barretta 71
Staples per strip 71

Finitura plastica nera
Finishing black polymer


serie chiodatrice Tool series	modello	misure impiegabili (mm)	capacità caricatore (n.punti)	pressione (kg/cm ²)	peso (kg)	consumo aria (litri/colpo)	dimensioni (mm - L x W x H)
	model	applicable sizes (inch)	magazine capacity (pieces)	pressure (PSI)	weight (lbs)	air consumption (ft ³ /cycle)	dimensions (inch - L x W x H)



MINI	81P	6 ÷ 16 1/4" ÷ 5/8"	90	4 ÷ 6 60 ÷ 90	0,90 1,98	0,13 0,00459	223 x 43 x 148 8-3/4" x 1-11/16" x 5-13/16"
	81P S	6 ÷ 16 1/4" ÷ 5/8"	90	4 ÷ 6 60 ÷ 90	0,90 1,98	0,13 0,00459	223 x 43 x 153 8-3/4" x 1-11/16" x 6-1/16"
81P CL	6 ÷ 16 1/4" ÷ 5/8"	170	4 ÷ 6 60 ÷ 90	1,10 2,43	0,13 0,00459	357 x 43 x 148 14-1/16" x 1-11/16" x 5-13/16"	
	81P SCL	6 ÷ 16 1/4" ÷ 5/8"	170	4 ÷ 6 60 ÷ 90	1,10 2,43	0,13 0,00459	357 x 43 x 153 14-1/16" x 1-11/16" x 6-1/16"



MAN.	CT6000P	6 ÷ 14 1/4" ÷ 9/16"	70	-	0,87 1,92	-	190 x 29 x 173 9-11/16" x 1-1/8" x 6-13/16"
	G1IP-S05	6 ÷ 10 1/4" ÷ 3/8"	140	-	0,90 1,98	-	305 x 40 x 56 12" x 1-9/16" x 2-3/16"

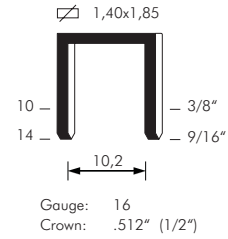


MINI	81P	6 ÷ 16 1/4" ÷ 5/8"	90	4 ÷ 6 60 ÷ 90	0,90 1,98	0,13 0,00459	223 x 43 x 148 8-3/4" x 1-11/16" x 5-13/16"
	81P S	6 ÷ 16 1/4" ÷ 5/8"	90	4 ÷ 6 60 ÷ 90	0,90 1,98	0,13 0,00459	223 x 43 x 153 8-3/4" x 1-11/16" x 6-1/16"

serie dioladrine DOL series	modello	misure impiegabili (mm)	capacità caricatore (n.punti)	pressione (kg/cm ²)	peso (kg)	consumo aria (litri/colpo)	dimensioni (mm - L x W x H)
	model	applicable sizes (inch)	magazine capacity (pieces)	pressure (PSI)	weight (lbs)	air consumption (ft ³ /cycle)	dimensions (inch - L x W x H)

PUNTI IN PLASTICA POLYMER FASTENERS

82P



UTILIZZI APPLICATIONS

Avvolgimento del legname, etichettatura del legname, costruzione di barche, interni cofani mortuari, porte, metal detectors, mobili, posa della lana di vetro, tappezzeria, copertura isolante. Per tutte le applicazioni dove l'utilizzo di punti metallici può danneggiare gli utensili e per evitare la rimozione dei punti.

Lumber wrap, lumber tagging, boatbuilding, casket lining, doors, metal detectors, furniture, fiberglass layup, upholstery, insulating sheathing. All applications where metal fasteners can damage tools and to avoid fasteners removal.

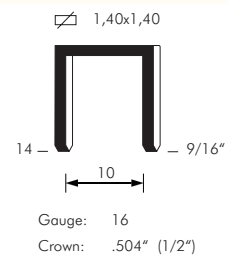
SPECIFICHE SPECIFICATIONS

Punti per barretta 60
Staples per strip 60

Finitura plastica
Finishing polymer

A richiesta marrone, rosso mogano, grigio
On request brown, redwood, grey

82P BM



UTILIZZI APPLICATIONS

Ricopertura pneumatici.
Tyre retreading (black magic).

SPECIFICHE SPECIFICATIONS

Punti per barretta 60
Staples per strip 60

Finitura plastica nera
Finishing black polymer

MINI	82P	6 ÷ 16	60	4 ÷ 6	0,90	0,13	223 x 43 x 148
		1/4" ÷ 5/8"	60	60 ÷ 90	1,98	0,00459	8-3/4" x 1-11/16" x 5-13/16"
	82P S	6 ÷ 16	60	4 ÷ 6	0,90	0,13	223 x 43 x 153
		1/4" ÷ 5/8"	60	60 ÷ 90	1,98	0,00459	8-3/4" x 1-11/16" x 6-1/16"
82P CL	6 ÷ 16	120	4 ÷ 6	1,10	0,13	357 x 43 x 148	
	1/4" ÷ 5/8"	120	60 ÷ 90	2,43	0,00459	14-1/16" x 1-11/16" x 5-13/16"	
82P SCL	6 ÷ 16	120	4 ÷ 6	1,10	0,13	357 x 43 x 153	
	1/4" ÷ 5/8"	120	60 ÷ 90	2,43	0,00459	14-1/16" x 1-11/16" x 6-1/16"	



MAN.	G-3PS	10	100	-	0,87	-	303 x 36 x 62
		3/8"	100	-	1,92	-	11-15/16" x 1-7/16" x 2-7/16"



Ricopertura pneumatici
Tyre retreading



Versione S - S model

MINI	82P CL	6 ÷ 16	120	4 ÷ 6	1,10	0,13	357 x 43 x 148
			1/4" ÷ 5/8"	120	60 ÷ 90	2,43	0,00459
	82P SCL	6 ÷ 16	120	4 ÷ 6	1,10	0,13	357 x 43 x 153
		1/4" ÷ 5/8"	120	60 ÷ 90	2,43	0,00459	14-1/16" x 1-11/16" x 6-1/16"

PUNTI IN PLASTICA
POLYMER FASTENERS

83P

UTILIZZI APPLICATIONS

Avvolgimento del legname, etichettatura del legname, costruzione di barche, interni cofani mortuari, porte, metal detectors, mobili, posa della lana di vetro, tappezzeria, copertura isolante. Per tutte le applicazioni dove l'utilizzo di punti metallici può danneggiare gli utensili e per evitare la rimozione dei punti.

Lumber wrap, lumber tagging, boatbuilding, casket lining, doors, metal detectors, furniture, fiberglass layup, upholstery, insulating sheathing. All applications where metal fasteners can damage tools and to avoid fasteners removal.

SPECIFICHE SPECIFICATIONS

Punti per barretta 70
Staples per strip 70

Finitura plastica
Finishing polymer

Serie chiodatrice Tool series	modello	misure impiegabili (mm)	capacità caricatore (n.punti)	pressione (kg/cm ²)	peso (kg)	consumo aria (litri/colpo)	dimensioni (mm - L x W x H)
	model	applicable sizes (inch)	magazine capacity (pieces)	pressure (PSI)	weight (lbs)	air consumption (ft ³ /cycle)	dimensions (inch - L x W x H)



83P



Versione S - S model

MINI	83P	6 ÷ 16	80	4 ÷ 6	0,90	0,13	243 x 43 x 148
		1/4" ÷ 5/8"	80	60 ÷ 90	1,98	0,00459	9-9/16" x 1-11/16" x 5-13/16"
	83P S	6 ÷ 16	80	4 ÷ 6	0,90	0,13	223 x 43 x 153
		1/4" ÷ 5/8"	80	60 ÷ 90	1,98	0,00459	8-3/2" x 1-11/16" x 6-1/16"

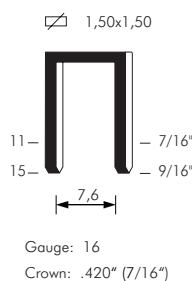


83P.215



Versione V - V model

220	83P.215	10 ÷ 15	80	5 ÷ 6,5	1,11	0,31	244 x 50 x 204
		3/8" ÷ 5/8"	80	70 ÷ 95	2,45	0,01095	9-5/8" x 2" x 8"
	83P.215 V	10 ÷ 15	80	5 ÷ 6,5	1,22	0,31	244 x 50 x 223
		3/8" ÷ 5/8"	80	70 ÷ 95	2,68	0,01095	9-5/8" x 2" x 8-3/4"



G-3PS

MAN.	G-3PS	11	120	-	0,87	-	303 x 36 x 62
		7/16"	120	-	1,92	-	11-15/16" x 1-7/16" x 2-7/16"

serie chiodatrice D.O.P. series	modello	misure impiegabili (mm)	capacità caricatore (n.punti)	pressione (kg/cm ²)	peso (kg)	consumo aria (litri/colpo)	dimensioni (mm - L x W x H)
	model	applicable sizes (inch)	magazine capacity (pieces)	pressure (PSI)	weight (lbs)	air consumption (ft ³ /cycle)	dimensions (inch - L x W x H)

PUNTI IN PLASTICA
POLYMER FASTENERS

Pins IP



RI.25 P

MINI	RI.25 P	11 ÷ 25	100	5 ÷ 7	1,07	0,15	219 x 43 x 186
		7/16" ÷ 1"	100	70 ÷ 100	2,36	0,0053	8-5/8" x 1-11/16" x 7-5/16"

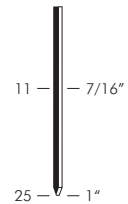
SPECIFICHE SPECIFICATIONS

Punti per barretta 50
Pins per strip 50

Finitura plastica
Finishing polymer

A richiesta marrone, rosso mogano, grigio
On request brown, redwood, grey

1,15x1,15



Gauge: 18

Pins 14P

UTILIZZI APPLICATIONS

Assemblaggi, incollaggi, costruzione di barche, mobili e armadietti, manifattura strumenti musicali, cofani mortuari. Per tutte le applicazioni dove l'utilizzo di punti metallici può danneggiare gli utensili e per evitare la rimozione dei punti.

Assembling, glue-up, boatbuilding, furniture and cabinets, musical instruments, caskets.

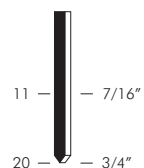
All applications where metal fasteners can damage tools and to avoid fasteners removal.



R14.25 P

MINI	R14.25 P	11 ÷ 25	80	5 ÷ 7	1,07	0,15	219 x 43 x 186
		7/16" ÷ 1"	80	70 ÷ 100	2,36	0,0053	8-5/8" x 1-11/16" x 7-5/16"

1,40x1,50



Gauge: 16

Serie chiodatrice Tool series	modello	misure impiegabili (mm)	capacità caricatore (n.punti)	pressione (kg/cm ²)	peso (kg)	consumo aria (litri/colpo)	dimensioni (mm - L x W x H)
	model	applicable sizes (inch)	magazine capacity (pieces)	pressure (PSI)	weight (lbs)	air consumption (ft ³ /cycle)	dimensions (inch - L x W x H)

Brads 12P

UTILIZZI APPLICATIONS


Produzione di mobili e mobiletti, porte e finestre, costruzione di barche, tappezzeria, interni di cofani mortuari, strumenti musicali, incollaggi. Per tutte le applicazioni dove l'utilizzo di punti metallici può danneggiare gli utensili e per evitare la rimozione dei punti.

Furniture and cabinets manufacturing, door and window casings, boat building, upholstery, casket lining, musical instruments, glue-up. All applications where metal fasteners can damage tools and to avoid fasteners removal.



12P.25

MINI	12P.25	10 ÷ 28	100	4,5 ÷ 6	1,04	0,15	226 x 43 x 162
		3/8" ÷ 1-1/8"	100	65 ÷ 90	2,29	0,0053	8-7/8" x 1-11/16" x 6-3/8"



SPECIFICHE SPECIFICATIONS

Punti per barretta 50
Brads per strip 50

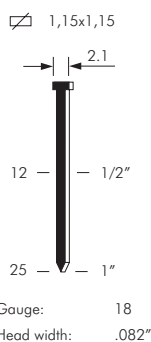
Finitura plastica
Finishing polymer

A richiesta marrone, rosso mogano, grigio
On request brown, redwood, grey



12P.25 CL4

220	12P.25 CL4	12 ÷ 25	210	5 ÷ 7	1,59	0,34	365 x 50 x 116
		1/2" ÷ 1"	210	70 ÷ 100	3,50	0,012	14-3/8" x 2" x 4-9/16"



Serie chiodatrice D.O. SERIES	modello	misure impiegabili (mm)	capacità caricatore (n.punti)	pressione (kg/cm ²)	peso (kg)	consumo aria (litri/colpo)	dimensioni (mm - L x W x H)
	model	applicable sizes (inch)	magazine capacity (pieces)	pressure (PSI)	weight (lbs)	air consumption (ft ³ /cycle)	dimensions (inch - L x W x H)

PUNTI IN PLASTICA
POLYMER FASTENERS

Brads 17P



17P.32

420	17P.32	12 ÷ 32	60	5 ÷ 7	1,33	0,45	237 x 58 x 219
		1/2" ÷ 1-1/4"	60	70 ÷ 100	2,93	0,01589	9-5/16" x 2-5/16" x 8-5/8"

UTILIZZI APPLICATIONS

Produzione di mobili e mobiletti, porte e finestre, costruzione di barche, tappezzeria, interni di cofani mortuari, strumenti musicali, incollaggi. Per tutte le applicazioni dove l'utilizzo di punti metallici può danneggiare gli utensili e per evitare la rimozione dei punti.

Furniture and cabinets manufacturing, door and window casings, boat building, upholstery, casket lining, musical instruments, glue-up. All applications where metal fasteners can damage tools and to avoid fasteners removal.

SPECIFICHE SPECIFICATIONS

Punti per barretta 47
Brads per strip 47

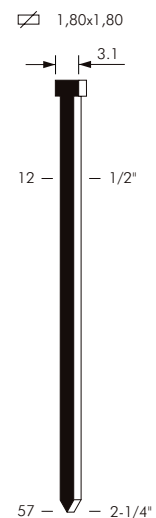
Finitura plastica
Finishing polymer

A richiesta marrone, rosso mogano, grigio
On request brown, redwood, grey



B17P.763

740	B17P.763	12 ÷ 63	85	5 ÷ 7,5	1,70	0,75	308 x 77 x 261
		1/2" ÷ 2-1/2"	85	70 ÷ 105	3,75	0,0264	12-1/8" x 3" x 10-1/4"



Gauge: 15
Head width: .122"

Serie chiodine Tool series	modello	misure impiegabili (mm)	capacità caricatore (n.punti)	pressione (kg/cm ²)	peso (kg)	consumo aria (litri/colpo)	dimensioni (mm - L x W x H)
	model	applicable sizes (inch)	magazine capacity (pieces)	pressure (PSI)	weight (lbs)	air consumption (ft ³ /cycle)	dimensions (inch - L x W x H)

5D & 8D

UTILIZZI APPLICATIONS

Rivestimenti, recinzioni in legno, case in legno; casse in legno, imballaggi in legno, bancali per spedizioni aeree o marittime (no controlli dei metal detector).

Sheathing, fencing, wooden house; case and box assembly, wooden packaging, pallets for air or sea freight shipping (no metal detector controls).

SPECIFICHE SPECIFICATIONS

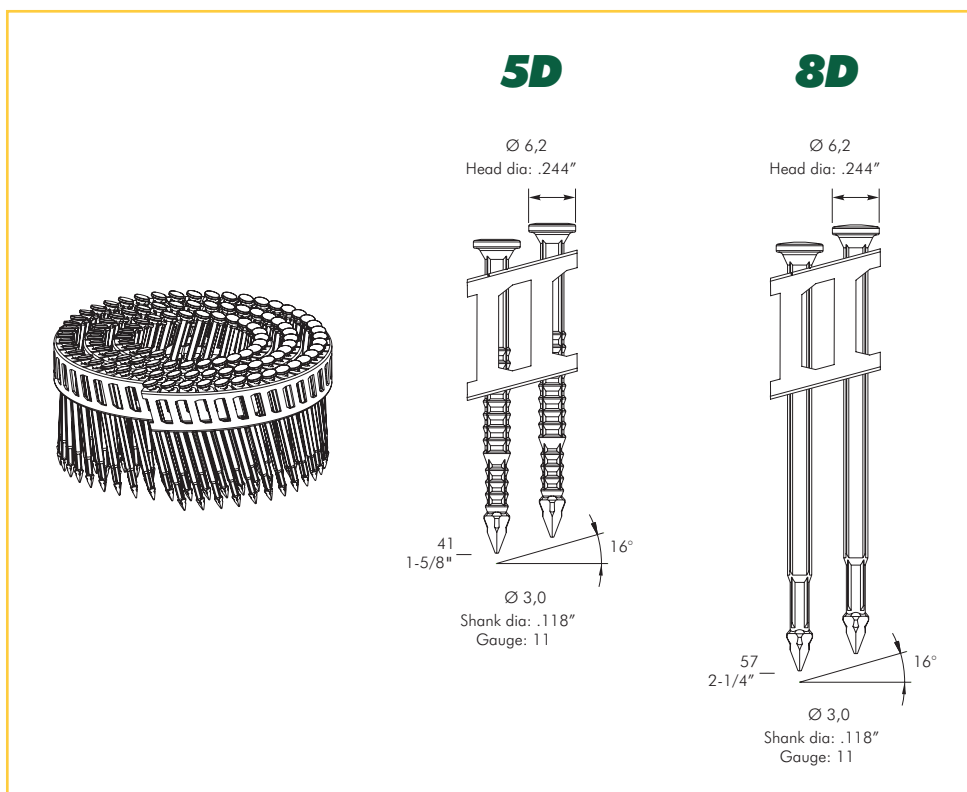
Punti per rotolo 200
Nails per coil 200

Finitura plastica
Finishing polymer



CN28.65

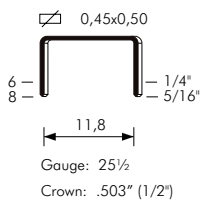
MORE	CN28.65	32 ÷ 65	200	5 ÷ 8	2,05	2,97	310 x 128 x 326
		1-1/4" ÷ 2-1/2"	200	70 ÷ 115	4,50	0,10488	12-3/16" x 5-1/16" x 12-7/8"





APPLICAZIONI MANUALI MANUAL APPLICATIONS

26



HSP-13

MAN.	HSP-13	6 ÷ 8	150	-	0,36	-	180 x 26 x 86
		1/4" ÷ 5/16"	150	-	0,79	-	7-3/32" x 1" x 3-3/8"

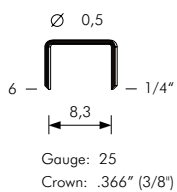
SPECIFICHE SPECIFICATIONS

Punti per barretta 100/200
Staples per strip 100/200

Finitura zincato
Finishing galvanized

A richiesta alluminio
On request aluminium

SP19



SP-3

SPECIFICHE SPECIFICATIONS

Punti per barretta 208
Staples per strip 208

Finitura zincato
Finishing galvanized

MAN.	SP-3	6	210	-	0,26	-	178 x 21 x 87
		1/4"	210	-	0,57	-	7" x 7/8" x 3-7/16"

Serie chiodatrice D.O. SERIES	modello	misure impiegabili (mm)	capacità caricatore (n.punti)	pressione (kg/cm ²)	peso (kg)	consumo aria (litri/colpo)	dimensioni (mm - L x W x H)
	model	applicable sizes (inch)	magazine capacity (pieces)	pressure (PSI)	weight (lbs)	air consumption (ft ³ /cycle)	dimensions (inch - L x W x H)

APPLICAZIONI MANUALI MANUAL APPLICATIONS

113



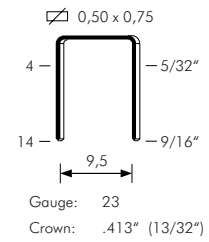
G-23/1



LT-33



G-19



SPECIFICHE SPECIFICATIONS

Punti per barretta 157
Staples per strip 157

Finitura zincato
Finishing galvanized

MAN.	Modello	Misura		Punti	Pressione	Peso	Consumo	Dimensioni
		mm	inch					
	G-23/1	6 ÷ 10		157	-	0,56	-	177 x 27 x 138
		1/4" ÷ 3/8"		157	-	1,23	-	7" x 1-1/16" x 5-7/16"
	LT-33	6 ÷ 14		170	-	0,83	-	188 x 31 x 154
		1/4" ÷ 9/16"		170	-	1,83	-	7-3/8" x 1-3/16" x 6-1/16"
	G-19	6 ÷ 10		157	-	0,41	-	274 x 32 x 53
		1/4" ÷ 3/8"		157	-	1,89	-	10-3/4" x 1-1/4" x 2"

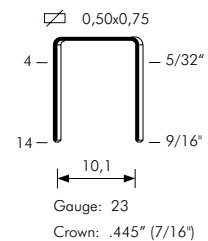
153



G-23/2



LT-33



SPECIFICHE SPECIFICATIONS

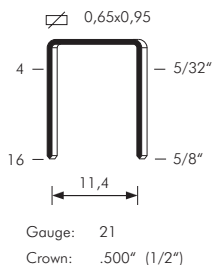
Punti per barretta 100
Staples per strip 100

Finitura zincato
Finishing galvanized

MAN.	Modello	Misura		Punti	Pressione	Peso	Consumo	Dimensioni
		mm	inch					
	G-23/2	4 ÷ 10		157	-	0,56	-	177 x 27 x 138
		5/32" ÷ 3/8"		157	-	1,23	-	7" x 1-1/16" x 5-7/16"
	LT-33	4 ÷ 14		160	-	0,83	-	188 x 31 x 154
		5/32" ÷ 9/16"		160	-	1,83	-	7-3/8" x 1-3/16" x 6-1/16"

80

serie chiodatrice DOLBY	modello	misure impiegabili (mm)	capacità caricatore (n.punti)	pressione (kg/cm ²)	peso (kg)	consumo aria (litri/colpo)	dimensioni (mm - L x W x H)
	model	applicable sizes (inch)	magazine capacity (pieces)	pressure (PSI)	weight (lbs)	air consumption (ft ³ /cycle)	dimensions (inch - L x W x H)



LT-80

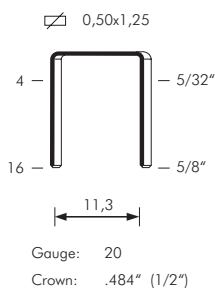
SPECIFICHE SPECIFICATIONS

Punti per barretta 150/139/125
Staples per strip 150/139/125

Finitura stanox
Finishing liquor finish

MAN.	LT-80	6 ÷ 14	125	-	0,83	-	188 x 31 x 154
		1/4" ÷ 9/16"	125	-	1,83	-	7-3/8" x 1-3/16" x 6-1/16"

50



G-56BL

SPECIFICHE SPECIFICATIONS

Punti per barretta 84
Staples per strip 84

Finitura zincato
Finishing galvanized

MAN.	G-56BL	8 ÷ 14	170	-	0,98	-	291 x 40 x 85
		5/16" ÷ 9/16"	170	-	2,16	-	11-7/16" x 1-9/16" x 3-3/8"

Serie Modulare D.O. SERIES	modello	misure impiegabili (mm)	capacità caricatore (n.punti)	pressione (kg/cm ²)	peso (kg)	consumo aria (litri/colpo)	dimensioni (mm - L x W x H)
	model	applicable sizes (inch)	magazine capacity (pieces)	pressure (PSI)	weight (lbs)	air consumption (ft ³ /cycle)	dimensions (inch - L x W x H)

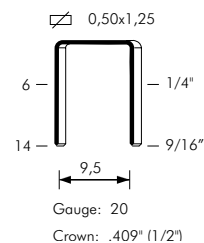
T50



G-14



ST-A11



MAN.	G-14	6 ÷ 10	84	-	0,56	-	177 x 27 x 138
		1/4" ÷ 3/8"	84	-	1,23	-	7" x 1-1/16" x 5-7/16"
MAN.	ST-A11	6 ÷ 14	100	-	0,85	-	188 x 33 x 160
		1/4" ÷ 9/16"	100	-	1,90	-	7-3/8" x 1-5/16" x 6-5/16"

SPECIFICHE SPECIFICATIONS

Punti per barretta 84
Staples per strip 84

Finitura zincato
Finishing galvanized



G-11

MAN.	G-11	6 ÷ 10	168	-	0,95	-	305 x 40 x 56
		1/4" ÷ 3/8"	168	-	2,09	-	12" x 1-9/16" x 2-3/16"



G-54A

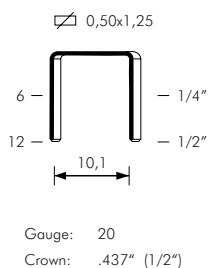
MAN.	G-54 A	8 ÷ 14	168	-	1,13	-	305 x 40 x 56
		5/16" ÷ 9/16"	168	-	2,49	-	12" x 1-9/16" x 2-3/16"



G-50BL

MAN.	G-50BL	8 ÷ 14	170	-	0,98	-	291 x 40 x 85
		5/16" ÷ 9/16"	170	-	2,16	-	11-7/16" x 1-9/16" x 3-3/8"

Serie chiodatrice Dolly series	modello	misure impiegabili (mm)	capacità caricatore (n.punti)	pressione (kg/cm ²)	peso (kg)	consumo aria (litri/colpo)	dimensioni (mm - L x W x H)
	model	applicable sizes (inch)	magazine capacity (pieces)	pressure (PSI)	weight (lbs)	air consumption (ft ³ /cycle)	dimensions (inch - L x W x H)



HSP-12

MAN.	HSP-12	6 ÷ 12	84	-	0,46	-	190 x 24 x 100
		1/4" ÷ 1/2"	84	-	1,01	-	7-1/2" x 1" x 4"

SPECIFICHE SPECIFICATIONS

Punti per barretta 84
Staples per strip 84

Finitura zincato
Finishing galvanized



LT-1

MAN.	LT-1	4 ÷ 14	100	-	0,86	-	188 x 36 x 154
		5/32" ÷ 9/16"	100	-	1,90	-	7-3/8" x 1-7/16" x 6-1/16"

Serie chiodatrice D.O. SERIES	modello	misure impiegabili (mm)	capacità caricatore (n.punti)	pressione (kg/cm ²)	peso (kg)	consumo aria (litri/colpo)	dimensioni (mm - L x W x H)
	model	applicable sizes (inch)	magazine capacity (pieces)	pressure (PSI)	weight (lbs)	air consumption (ft ³ /cycle)	dimensions (inch - L x W x H)

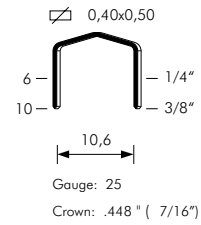
APPLICAZIONI MANUALI MANUAL APPLICATIONS

B8



HP-88

MAN.	HP-88	6 ÷ 10	200	-	0,36	-	187 x 29 x 89
		1/4" ÷ 3/8"	200	-	0,79	-	7-3/8" x 1-1/8" x 3-1/2"



SPECIFICHE SPECIFICATIONS

Punti per barretta 200
Staples per strip 200

Finitura zincato
Finishing galvanized

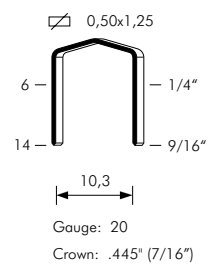


HSP-12



LT-5019

MAN.	HSP-12	6 ÷ 12	84	-	0,46	-	190 x 24 x 100
		1/4" ÷ 1/2"	84	-	1,01	-	7-1/2" x 1" x 4"
	LT-5019	6 ÷ 14	95	-	0,83	-	188 x 31 x 154
		1/4" ÷ 9/16"	95	-	1,83	-	7-3/8" x 1-3/16" x 6-1/16"




SPECIFICHE SPECIFICATIONS

Punti per barretta 84
Staples per strip 84

Finitura zincato
Finishing galvanized

A richiesta alluminio
On request aluminium



AUTOMAZIONI E ACCESSORI **AUTOMATIONS AND ACCESSORIES**

Automazioni / Automations
Supporti chiodatrici / Tool Supports
Comandi a distanza / Remote fire valves


ROC16

Serie chiodatrice Tool series	modello	misure impiegabili (mm)	capacità caricatore (n.punti)	pressione (kg/cm ²)	peso (kg)	consumo aria (litri/colpo)	dimensioni (mm - L x W x H)
	model	applicable sizes (inch)	magazine capacity (pieces)	pressure (PSI)	weight (lbs)	air consumption (ft ³ /cycle)	dimensions (inch - L x W x H)

DESCRIZIONE DESCRIPTION

La ROC è un'automazione che si presenta come la soluzione ottimale per le operazioni di chiusura di blister, sacchetti, scatole, espositori, ecc. Adatta sia all'uso industriale che artigianale, l'utensile è attivato mediante sparo a contatto.

ROC is the ideal automation for closing blisters, bags, boxes, displays, etc. Suitable for the use in a craftsman shop, as well as at industrial level, the stapler is activated by contact.




ROC

AUTO.	ROC	6 ÷ 16 1/4" ÷ 5/8"	2 barrette 2 strips	5,5 ÷ 6,5 80 ÷ 95	7,00 15,43	0,27 0,0095	513 x 115 x 217 20-3/16" x 4-9/16" x 8-9/16"
-------	-----	-----------------------	------------------------	----------------------	---------------	----------------	---

DESCRIZIONE DESCRIPTION

La ROC2 si presenta come un'automazione ideale per la doppia chiusura simultanea di blister, sacchetti, scatole, espositori, ecc. Adatta sia a livello industriale che artigianale, l'utensile è attivato mediante sparo a contatto. È possibile scollegare la graffiatrice secondaria per poter lavorare in modalità singola.

ROC2 is the ideal automation for the simultaneous double closing of blisters, bags, boxes, displays, etc. Suitable for the use in a craftsman shop, as well as at industrial level, this tool is activated by contact. It is possible to disconnect the secondary stapler to work in a single mode.



ROC2

AUTO.	ROC2	6 ÷ 16 1/4" ÷ 5/8"	2 barrette 2 strips	5,5 ÷ 6,5 80 ÷ 95	15,40 33,95	0,68 0,0240	515 x 535 x 303 20-1/4" x 21" x 12"
-------	------	-----------------------	------------------------	----------------------	----------------	----------------	--

PER GRAFFE FOR STAPLES

3G, 26, 64, 80, 50, 65, 40, 4097, SJK.

Serie Automazione E.O. SERIES	modello	misure impiegabili (mm)	capacità caricatore (n.punti)	pressione (kg/cm ²)	peso (kg)	consumo aria (litri/colpo)	dimensioni (mm - L x W x H)
	model	applicable sizes (inch)	magazine capacity (pieces)	pressure (PSI)	weight (lbs)	air consumption (ft ³ /cycle)	dimensions (inch - L x W x H)

ROP 16



ROP

AUTO.	ROP	6 ÷ 16	2 barrette	5,5 ÷ 6,5	7,00	0,58	513 x 115 x 217
				1/4" ÷ 5/8"	2 strips	80 ÷ 95	15,43

DESCRIZIONE DESCRIPTION


La ROP è un'automazione che si presenta come la soluzione ottimale per le operazioni di chiusura di blister, sacchetti, scatole, espositori, ecc. Adatta sia all'uso industriale che artigianale, l'utensile è attivato tramite comando a pedale.

ROP is the ideal automation for closing blisters, bags, boxes, displays, etc. Suitable for the use in a craftsman shop, as well as at industrial level, the stapler is activated by foot pedal.

PER GRAFFE FOR STAPLES

3G, 26, 64, 80, 50, 65, 40, 4097, SJK.

ROC 25 ROP 25



ROC/ROP

AUTO.	ROC/ROP	12 ÷ 25	280	5,5 ÷ 6,5	-	0,45	515 x 126 x 260
				1/2" ÷ 1"	280	80 ÷ 95	-

DESCRIZIONE DESCRIPTION

Modello ROC/ROP fino a 25 mm.

ROC/ROP Version up to 1"

PER GRAFFE FOR STAPLES

80.

INCUDINI / ANVIL

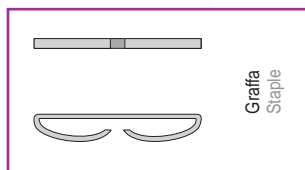
DESCRIZIONE DESCRIPTION

In sostituzione all'incudine standard, sono disponibili a richiesta altri modelli di incudini, che permettono differenti chiusure della graffa.

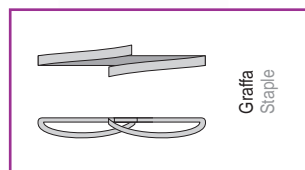
In addition to the standard anvil version, special anvils can be made on request, which allow a different staple-clinching



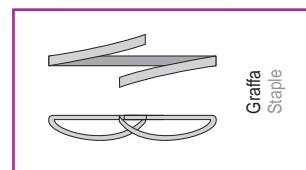
98.06



98.06-6



98.06-7



PER AUTOMAZIONI FOR AUTOMATIONS

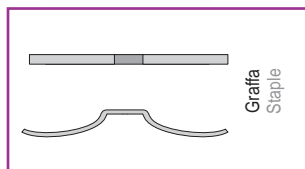
ROC16, ROP16,
ROC25, ROP25.
(3G, 26, 64, 80, 50, 65, 40,
4097, SJK).

■ Specificare SEMPRE il tipo di punto utilizzato.

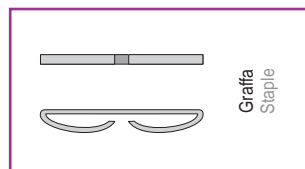
■ ALWAYS specify the type of fasteners.



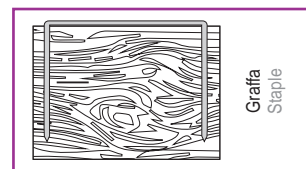
98.06-4



98.06-8



98.06-800



Serie: Modulare E.O. SERIES	modello	misure impiegabili (mm)	capacità caricatore (n.punti)	pressione (kg/cm ²)	peso (kg)	consumo aria (litri/colpo)	dimensioni (mm - L x W x H)
	model	applicable sizes (inch)	magazine capacity (pieces)	pressure (PSI)	weight (lbs)	air consumption (ft ³ /cycle)	dimensions (inch - L x W x H)

**AUTOMAZIONI
AUTOMATIONS**

MINI-REST



MINI-REST

DESCRIZIONE DESCRIPTION

MINI-REST è un'automazione pensata per la produzione - artigianale e industriale - di calzature. L'utensile è attivato a contatto e lascia la graffa sollevata rispetto alla superficie di lavoro, per consentirne la successiva estrazione.


MINI-REST is an automation specially conceived for the industrial and craft-made shoe production. The stapler is contact released and it leaves the staple crown over the working surface, to allow its pulling out.

AUTO.	MINI-REST	-	-	-	6,00	-	370 x 170 x 425
		-	-	-	13,23	-	14-9/16" x 6-11/16" x 16-3/4"

PER MODELLI FOR TOOLS

CLM, CLT.

A40



A40-BM.22

DESCRIZIONE DESCRIPTION

Testa di sparo ad autonomia estesa per automazioni.

Nailing head for automations with wide magazine-capacity.

PER GROPPINI FOR BRADS

Brads M.

AUTO.	A40-BM.22	15 - 18 - 22	420	5 ÷ 6,5	2,20	0,27	530 x 52 x 191
		5/8" - 11/16" - 7/8"	420	70 ÷ 95	4,85	0,00953	20-7/8" x 2-1/16" x 7-1/2"

J250

Serie chiodatrice Tool series	modello	misure impiegabili (mm)	capacità caricatore (n.punti)	pressione (kg/cm ²)	peso (kg)	consumo aria (litri/colpo)	dimensioni (mm - L x W x H)
	model	applicable sizes (inch)	magazine capacity (pieces)	pressure (PSI)	weight (lbs)	air consumption (ft ³ /cycle)	dimensions (inch - L x W x H)

DESCRIZIONE DESCRIPTION

Sistema automatizzato di chiodatura per la produzione di casse in legno. Disponibile in 3 versioni: Top – Bottom – Side.

Automation for coil nails, conceived for wooden boxes production. Available in 3 versions: Top – Bottom – Side.

PER MODELLI FOR TOOLS

CN23.57.



AUTO.	J250	50	2000	5 ÷ 8	-	1,7	-
		2"	2000	70÷ 105	-	0,06003	-

serie chiodatrice EOL SERIES	modello	misure impiegabili (mm)	capacità caricatore (n.punti)	pressione (kg/cm ²)	peso (kg)	consumo aria (litri/colpo)	dimensioni (mm - L x W x H)
	model	applicable sizes (inch)	magazine capacity (pieces)	pressure (PSI)	weight (lbs)	air consumption (ft ³ /cycle)	dimensions (inch - L x W x H)

**AUTOMAZIONI
AUTOMATIONS**

J251



DESCRIZIONE DESCRIPTION

Sistema automatizzato di chiodatura per la produzione di casse in legno. Disponibile in 4 versioni: Top – Bottom – Side Sinistra – Side Destra.

Automation for coil nails, conceived for wooden boxes production. Available in 4 versions: Top – Bottom – Left Side – Right Side.

PER MODELLI FOR TOOLS

CN25.65.

AUTO.	J251	50	2000	5 ÷ 8	-	1,9	-
		2"	2000	70 ÷ 105	-	0,06710	-

SUPPORTI CHIODATRICI TOOL SUPPORTS

DESCRIZIONE DESCRIPTION

Questi supporti consentono una più agevole installazione degli utensili pneumatici su macchinari ad alto livello di automazione.

These supports allow an easier installation of the pneumatic tools onto high performance automations



25.04.3

MINI

Serie / Series



25.22

220

Serie / Series



25.42

420

Serie / Series



25.75

740

Serie / Series

Mod. : **WP.738**
WS.738
WK.738
590.738



25.83

840

Serie / Series



SUPPORTI CHIODATRICI TOOL SUPPORTS

Serie / Series

MINI

70.00



Serie / Series

220

70.26K

70.26.8K

Modelli "V" - "V" models



DESCRIZIONE DESCRIPTION

Questi supporti consentono di appendere le chiodatrici ad un bilanciere per rendere le operazioni più agevoli all'utente.

These supports allow hanging the tool to a balancer to make operations easier.

Serie / Series

420

70.44K



Testa bassa - Low head



Serie / Series

420

70.44.1K



Testa alta - High head



Serie / Series

720

70.76.2K



Serie / Series

740

70.76K



Serie / Series

840

70.84K

850

70.84K



Serie / Series

CRT

35R550



Pos. Verticale
Vertical Pos.



Pos. Orizzontale
Horizontal Pos.



COMANDI A DISTANZA REMOTE FIRE VALVES

DESCRIZIONE DESCRIPTION

Per tutti i modelli di chiodatrici OMER è disponibile uno specifico comando a distanza. Il dispositivo va scelto in base alla serie di appartenenza della chiodatrice.

■ Specificare SEMPRE il modello di chiodatrice per il quale viene richiesto il dispositivo.

Each tool can be equipped with a specific remote fire valve. The right device will be identified according to the tool series and tool model.

■ DO ALWAYS specify the tool model for which you require the device.



Serie / Series

100

50.12



Serie / Series

MINI

50.05



Serie / Series

MINI

50.06.1K



Serie / Series

220 PLIER

50.22



Serie / Series

220/420

**50.25.1
50.25**



Serie / Series

220/420

50.42



Serie / Series

720

50.72.2K



Serie / Series

740

50.74.2



Serie / Series

740

50.74.3



Serie / Series

740

50.74.4



Serie / Series

840/850

50.83.1



Serie / Series

840/850

50.83.3



Serie / Series

840/850

50.83.4



Serie / Series

CRT - ROLL

35P600



Serie / Series

CRT - STRIP

35P602



Serie / Series

MORE

Vedi tabella
See table



COMANDI A DISTANZA REMOTE FIRE VALVES

codice / item

Tipo valvola / Valve Type

100

50.12
Funzionamento senza sicura
Without contact safety actuation

3/2 NA
3/2 NO

MINI

50.05
Funzionamento senza sicura
Without contact safety actuation

3/2 NA
3/2 NO

50.06.1K
Funzionamento senza sicura
Without contact safety actuation

3/2 NC
3/2 NC

220

50.22
Graffatrici Plier
Plier stapler

3/2 NA
3/2 NO

220/420

50.25*
Funzionamento con sicura
Contact safety actuation

3/2 NC
3/2 NC

50.25.1*
Funzionamento senza sicura
Without contact safety actuation

3/2 NC
3/2 NC

50.42*
Funzionamento senza sicura
Without contact safety actuation

3/2 NA
3/2 NO

720

50.72.2K
Funzionamento senza sicura
Without contact safety actuation

3/2 NA
3/2 NO

740

50.74.2*
Funzionamento senza sicura
Without contact safety actuation

3/2 NA
3/2 NO

50.74.3*
Funzionamento senza sicura
Without contact safety actuation

3/2 NC
3/2 NC

50.74.4*
Funzionamento con sicura
Contact safety actuation

3/2 NC
3/2 NC

840/850

50.83.1*
Funzionamento senza sicura
Without contact safety actuation

3/2 NA
3/2 NO

50.83.3*
Funzionamento senza sicura
Without contact safety actuation

3/2 NC
3/2 NC

50.83.4*
Funzionamento con sicura
Contact safety actuation

3/2 NC
3/2 NC

CRT

35P600
Graffatrici Roll
Roll stapler

5/2
5/2

35P602
Graffatrici Strip
Strip stapler

5/2
5/2

MORE

MCN2565-A500*

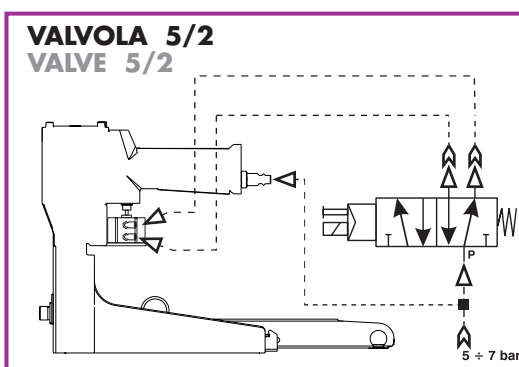
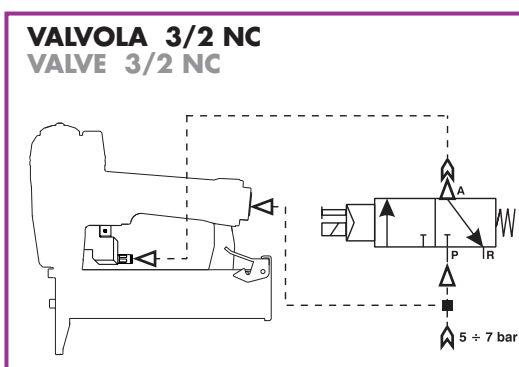
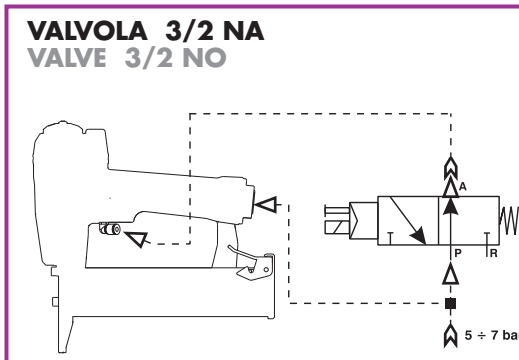
MCN2970-A500*

MCN3390-A600*

MS29130-A500*

Funzionamento senza sicura
Without contact safety actuation

3/2 NC
3/2 NC



* Specificare sempre il modello di chiodatrice per questi dispositivi.

* Always specify the tool model for these devices.



COMPRESSORE E DOTAZIONI COMPRESSOR AND EQUIPMENT

Compressore / Compressor
Raccordi e Spirali / Airplugs and Hoses
Dotazioni / Equipment

COMPRESSORE COMPRESSOR

DESCRIZIONE DESCRIPTION









Compressore dotato di cassetta portautensili.

Compressor equipped with toolbox.

 OIL FREE



AIRBOX

							
Serbatoio aria Air tank	Potenza Power	Alimentazione Power supply	Portata d'aria Air flow capacity	Potenza sonora Sound power	Pressione massima Max pressure	Peso Weight	Dimensioni Dimensions
3 l	1.1 kW peak	(230V / 50hz)	160 l/min	LWA 88 dB(A)	8 bar	16,0 kg	Lunghezza Length 465 mm
							Larghezza Width 340 mm
							Altezza Height 470 mm

AVVOLGITUBO HOSE REEL


DESCRIZIONE DESCRIPTION

Avvolgitore per tubo con manovella manuale.






Hand crank hose reel.

17.14F

17.20F



ATSP120830

				
Lunghezza tubo Hose length	Diametro tubo Hose diameters	Peso Weight	Pressione massima Max pressure	Dimensioni Dimensions
30 m	12 x 8 mm	8,5 kg	10 bar	Lunghezza Length 335 mm
				Larghezza Width 260 mm
				Altezza Height 350 mm

RACCORDI E SPIRALI AIR PLUGS AND HOSES

INNESTI RAPIDI AIR PLUGS	Codice / Code	Serie / Series	Attacco / Connection
	17.10K	ITA	G ¼
	17.13K	USA	
	17.14K	EU	
	17.20F	-	
	17.14F	-	

DESCRIZIONE DESCRIPTION

Innesti rapidi, attacchi speciali e tubi a spirale in poliuretano per macchine OMER.

Air plugs, special connectors and polyurethane spirals for OMER tools.

ATTACCHI SPECIALI SPECIAL CONNECTORS	Codice / Code	Descrizione / Description
	17.14G	Attacco girevole (G¼ EU) Swivel airplug (G¼ EU)
	17.21	Filtro (G¼) Filter (G¼)

SPIRALI IN POLIURETANO MONTATE CON RACCORDI E INNESTO RAPIDO EU POLYURETHANE SPIRALS AIR HOSES FITTED WITH EU AIRPLUG AND COUPLERS

	Codice / Code	Misura Ø Dimension Ø	Lunghezza Lenght
	TSPGI40855K	8 x 5 mm	5 m
	TSPGI40851K	8 x 5 mm	10 m
	TSPGI41061K	10 x 6,5 mm	10 m
	TSPGI41281K	12 x 8 mm	10 m

DOTAZIONI EQUIPMENT

DESCRIZIONE DESCRIPTION

Articoli consigliati per la manutenzione delle macchine e la protezione lavorativa.

Recommended items for tool maintenance and for working security.



D016

Tanica olio 5l per utensili pneumatici
Oil can 170 FL.OZ. for pneumatic tools



D015

Bottiglia olio 500 ml per utensili pneumatici
Oil bottle 17 FL.OZ. for pneumatic tools



D01

Bottiglietta olio 20 ml per utensili pneumatici
Oil bottle 0,7 FL.OZ. for pneumatic tools



D07

Vaso grasso 200 g per utensili pneumatici
Grease can 7 OZ. for pneumatic tools



G80A

Bombolette per chiodatrice a gas
Gas nailer fuel cell



D08

Bottiglietta LOCTITE® 243 50 ml
LOCTITE® 243 bottle 1,7 FL.OZ.



D02

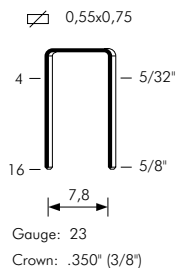
Occhiali antinfortunistica
Safety glasses



INDICE, PUNTI E TABELLE COMPARATIVE
INDEX, FASTENERS AND CROSS REFERENCE TABLES

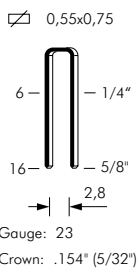
GRAFFE LEGGERE E MEDIE
FINE AND MEDIUM WIRE STAPLES

3G



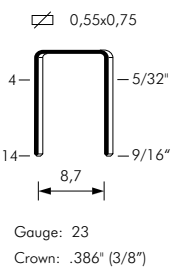
pag. 4 pag. 70

SJK



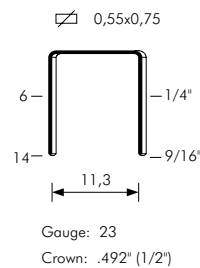
pag. 6

68



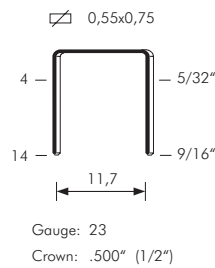
pag. 5

64



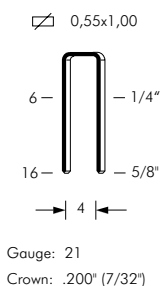
pag. 7

62



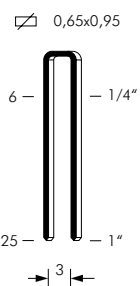
pag. 8

99



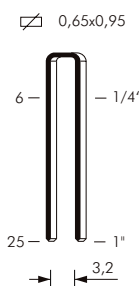
pag. 9

4097



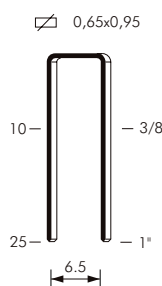
pag. 10-11
pag. 71-74

40



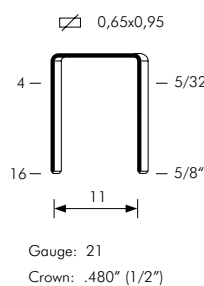
pag. 10-11

98



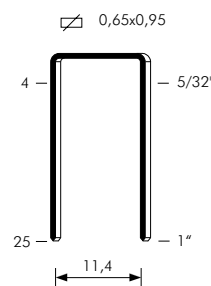
pag. 12

84



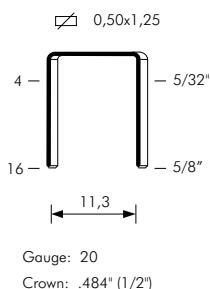
pag. 13

80



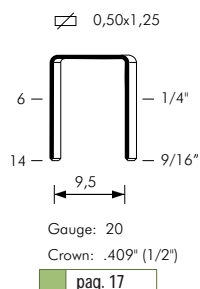
pag. 14-15
pag. 54
pag. 122
pag. 71

50



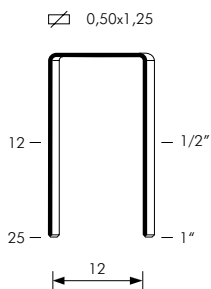
pag. 16
pag. 55
pag. 122

T50



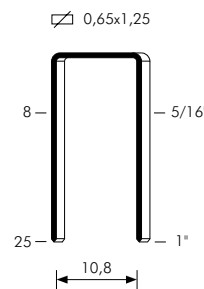
pag. 17
pag. 123

88



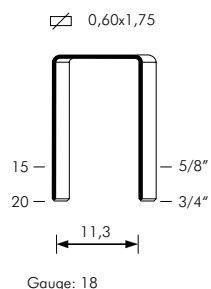
pag. 19

65



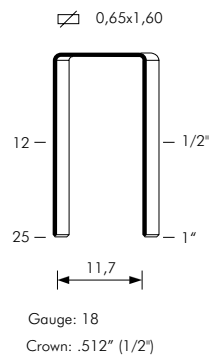
pag. 18
pag. 56

195



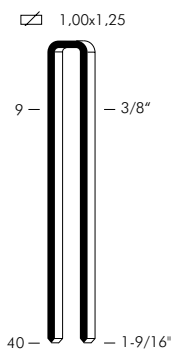
pag. 19

110



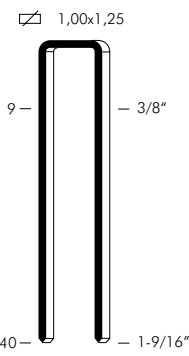
pag. 20
pag. 58

90



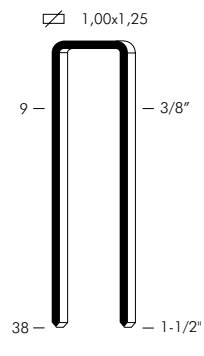
pag. 22-23-24

92



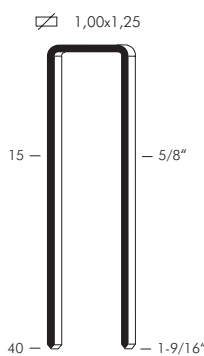
pag. 25-26-27

SG44



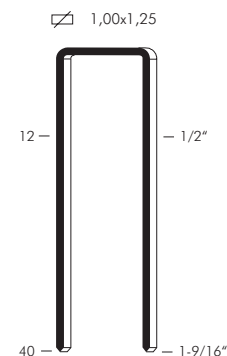
pag. 21

500



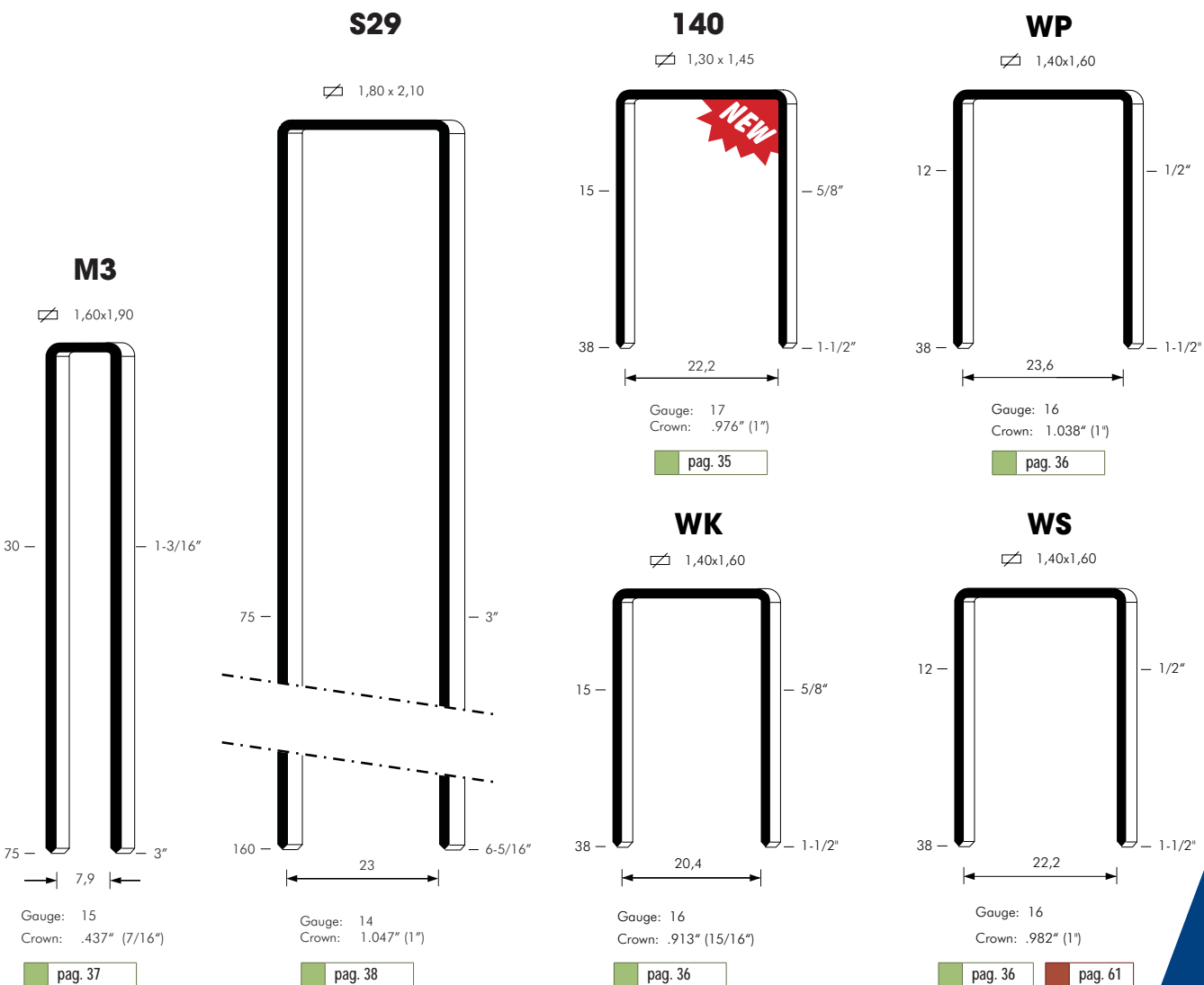
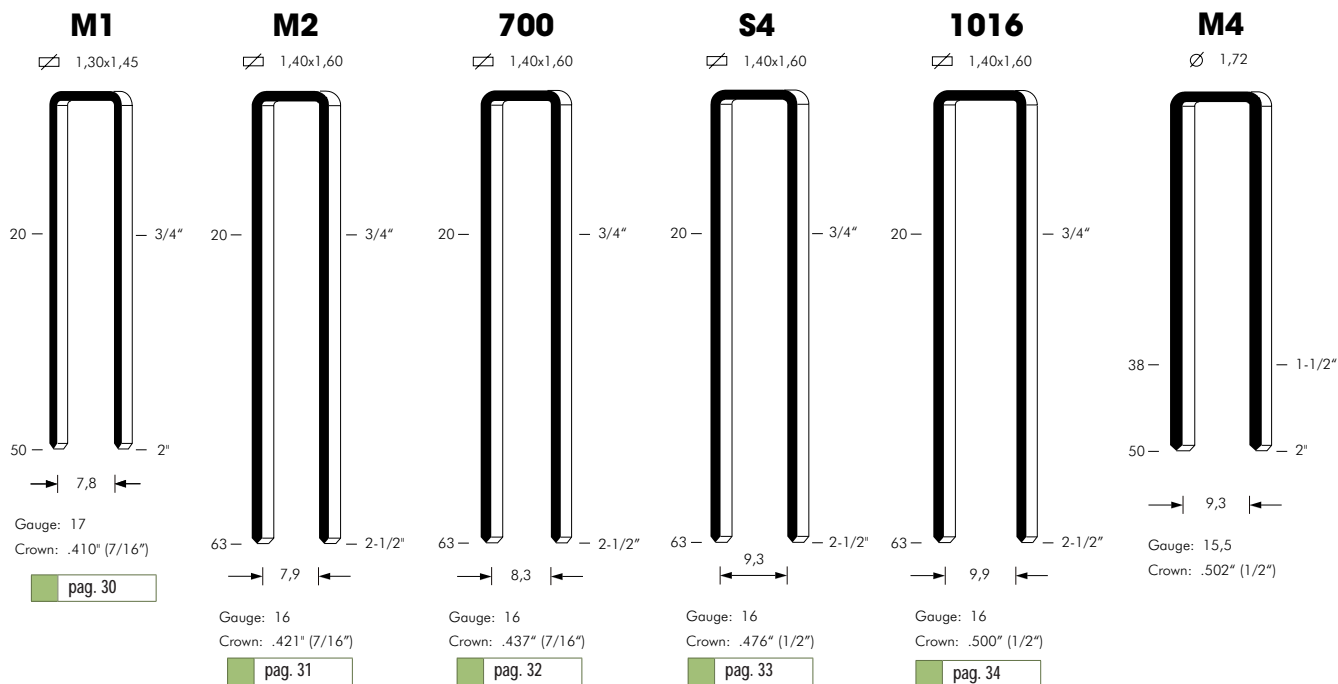
pag. 28

94



pag. 29

GRAFFE PESANTI
HEAVY WIRE STAPLES



**SPILLI
PINS**

Pins 6

∅ 0,64



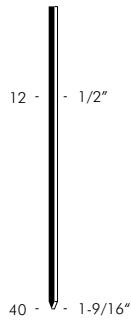
Gauge: 23

Wire dia: .025"

pag. 40

Pins 8

∅ 0,75x0,90

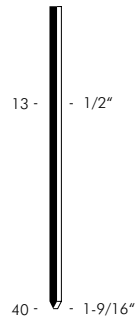


Gauge: 21

pag. 41

Pins I

∅ 1x1,25

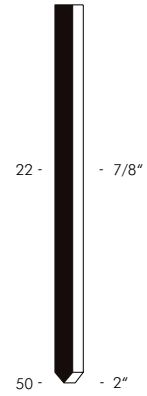


Gauge: 18

pag. 42

Pins AP

∅ 2,40x2,80

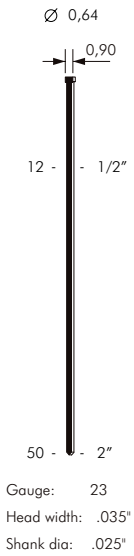


Gauge: 12

pag. 43

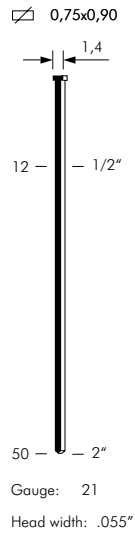
tabella comparativa cross reference table		pagina / page	ATRO	BEA	BOSTITCH	DUO-FAST	HAUBOLD	ISABERG RAPID	KIHLBERG	PASLODE	PREBENA	SENCO
spilli pins	Pins 6	40	MINI	S700	MINIPINS		ST06		506		AL	CZ
	Pins 8	41	MINI/S		MINIPINS 18	MP	ST08				BE	
	Pins I	42	I	S100	AZ5550	I	SKN10				GA-PINS	AZ
	Pins AP	43	AP		SPIN	AL						PCH
groppini brads	Brads B6	44										
	Brads M	45	MINI TIP	SK200		MB					JA	
	Brads 12	46 - 47	TIPIN	SK300	BT1300	B44	SKN12		512	F18	JM	AX(AY)
	Brads 14	48 - 49	TIP	SK400	BT1200	HB/60	SKN16		516	F16	N	
	Brads 17	50				FN8	SKN20				ND	
	DA	51		SKDA		DA						DA
	DB15	52			FN15							

Brads B6



pag. 44

Brads M




pag. 45

Brads 12



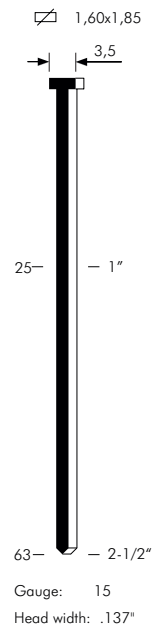
pag. 46-47

Brads 14

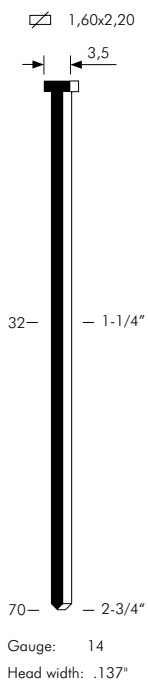


pag. 48-49

Brads 15

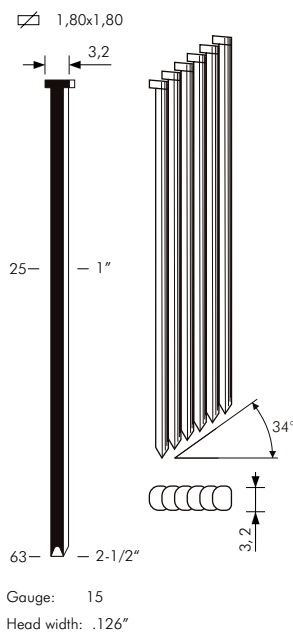


Brads 17



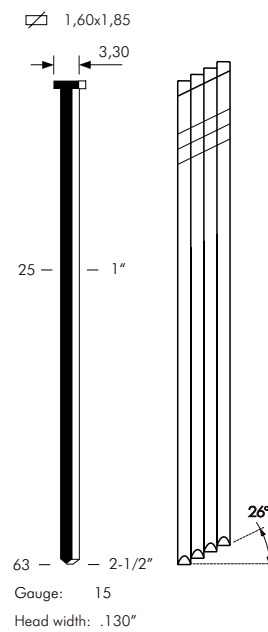
pag. 50

DA



pag. 51

DB15

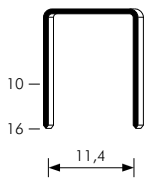


pag. 52

GRAFFE PER IMBALLAGGIO
CARTON CLOSING STAPLES

80

0,65x0,95

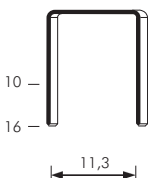


Gauge: 21
Crown: .500" (1/2")

- pag. 54
- pag. 14-15
- pag. 122
- pag. 71

50

0,50x1,25

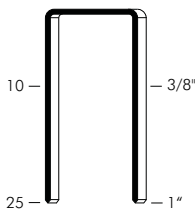


Gauge: 20
Crown: .484" (1/2")

- pag. 55
- pag. 16
- pag. 122

65

0,65x1,25

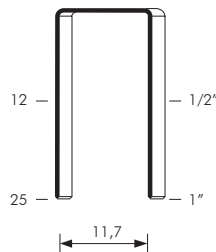


Gauge: 19
Crown: .480" (1/2")

- pag. 56
- pag. 18

110

0,65x1,60

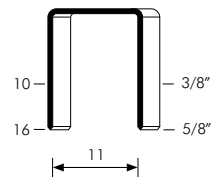


Gauge: 18
Crown: .512" (1/2")

- pag. 58
- pag. 20

77K

0,70x2,25

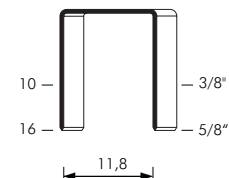


Gauge: 17
Crown: .488" (1/2")

- pag. 57

BA

0,50x2,60

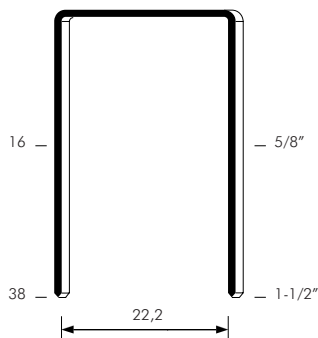


Gauge: 16,5
Crown: .504" (1/2")

- pag. 59

590

0,85x1,80

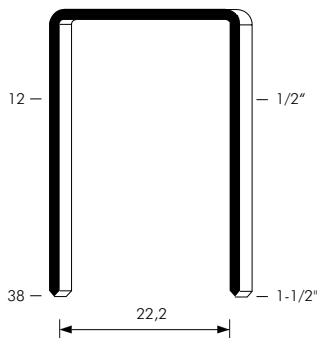


Gauge: 17
Crown: .941" (15/16")

- pag. 60-61

WS

1,40x1,60

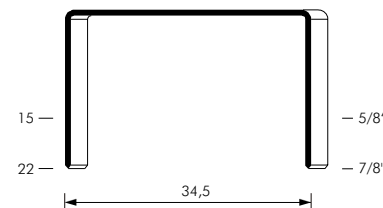


Gauge: 16
Crown: .982" (1")

- pag. 61
- pag. 36

34 L

0,80x2,25

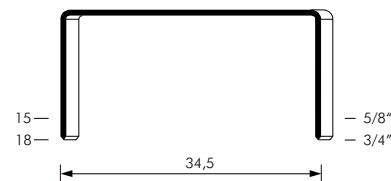


Gauge: 16
Crown: 1.358" (1-3/8")

- pag. 64

34

0,80x1,90

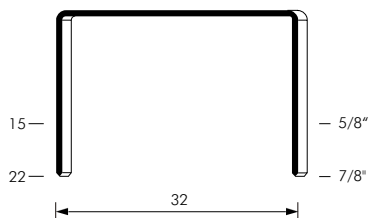


Gauge: 16,5
Crown: 1.358" (1-3/8")

- pag. 64

32

0,80x1,90

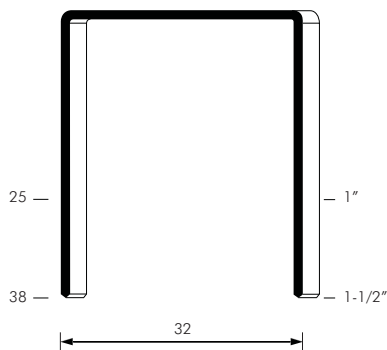


Gauge: 16,5
Crown: 1.260" (1-1/4")

- pag. 62

32

1,35x2,30



Gauge: 14
Crown: 1.260" (1-1/4")

- pag. 63

35

0,80x2,20



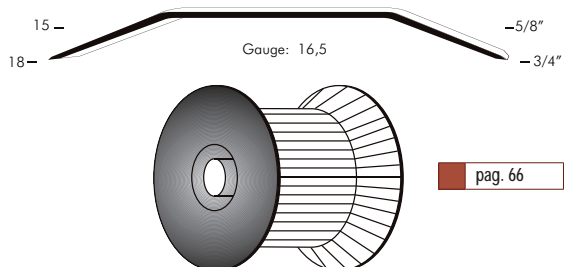
Gauge: 16
Crown: 1.378" (1-3/8")

- pag. 65

**GRAFFE PER IMBALLAGGIO
CARTON CLOSING STAPLES**

ROLL C

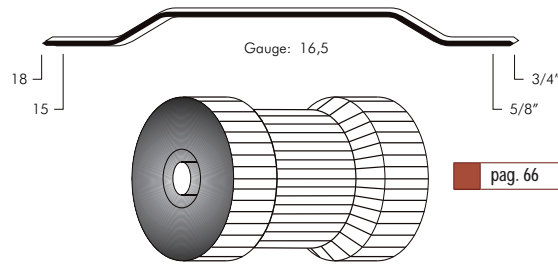
0,95x1,90



pag. 66

ROLL 34

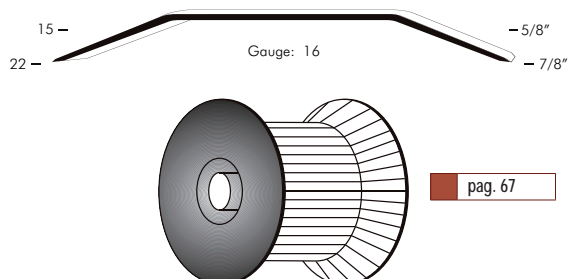
0,95x1,90



pag. 66

ROLL A

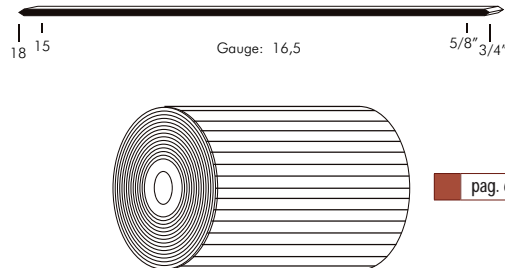
0,90x2,20



pag. 67

ROLL D

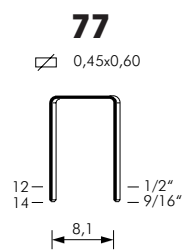
0,95x1,90



pag. 67

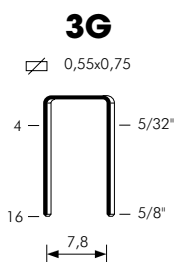
tabella comparativa cross reference table		pagina / page	ATRO	BEA	BOSTITCH	DUO-FAST	HAUBOLD	ISABERG RAPID	KIHLBERG	PASLODE	PREBENA	SENCO
graffe per imballaggio carton closing staples	80	54	8 (80)	80-380	86 / AZ33	80	800		680		A	AT
	50	55		95		50	900				D	
	65	56				65	9000		779			
	77K	57							777			
	110	58	110									
	BA	59				SB103020						
	590	60 - 61							590			
	WS	61	16 WC			BCS 2			654		WC	
	32	62	C	32					561		R	
	34L	64				SW9040						
	34	64				SW7437						
	35	65	A	35					560		B	
	Roll C	66	CR									
	Roll 34	66				SWC7437						
Roll A	67	AR										
Roll D	67			LOCK				555				

PUNTI E APPLICAZIONI SPECIALI
SPECIAL FASTNERS AND APPLICATIONS



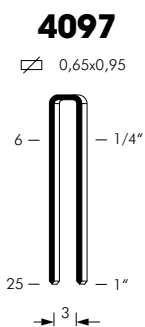
Gauge: 25
Crown: .354" (3/8")

pag. 70



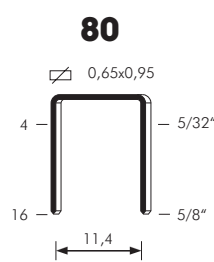
Gauge: 23
Crown: .350" (3/8")

pag. 70 pag. 4



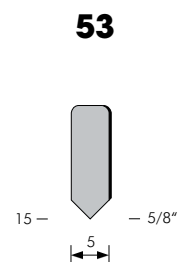
Gauge: 21
Crown: .170" (3/16")

pag. 71-74 pag. 10-11



Gauge: 21
Crown: .500" (1/2")

pag. 71
 pag. 122
 pag. 14 - 15
 pag. 54



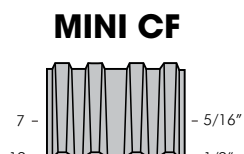
Width: .196" (3/16")
Thickness: 0,38 - .015"

pag. 74



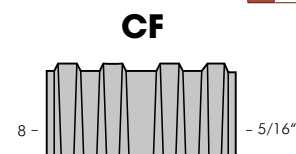
Width: 1/2"

pag. 72




Width: 3/4"

pag. 72

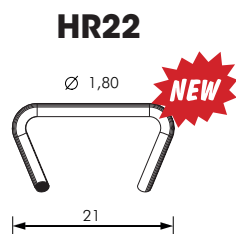


Width: 1"

pag. 73




Width: 1-3/8"



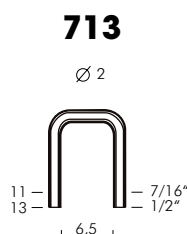
Gauge: 15

pag. 76



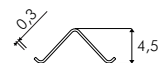
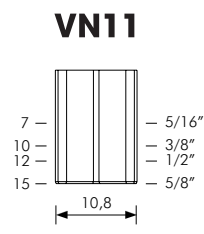
Gauge: 16

pag. 76



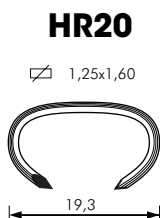
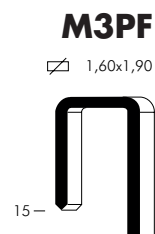
Gauge: 14
Crown: .393" (3/8")

pag. 80



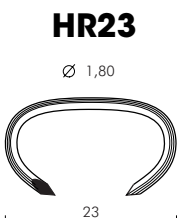
Crown: .425" (7/16")

pag. 75



Gauge: 16

pag. 77

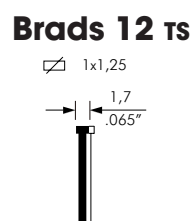


Gauge: 15

pag. 77

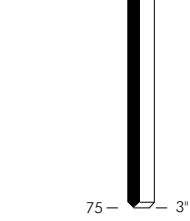


pag. 78



Gauge: 18
Head width: .075"

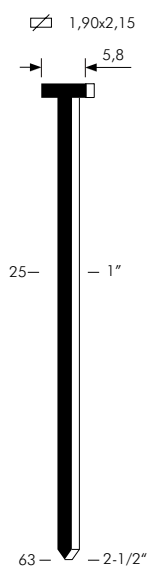
pag. 75



Gauge: 15
Crown: .437" (7/16")

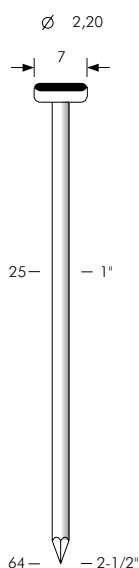
pag. 79

FN21



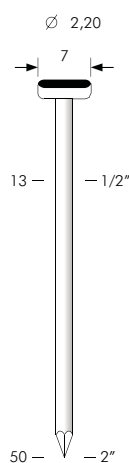
Gauge: 14
Head width: .228"
pag. 82

TN22



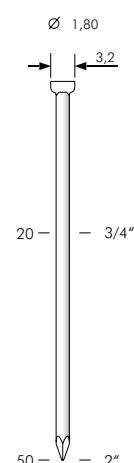
Gauge: 13,5
Shank dia: .086"
Head width: .275"
pag. 82

TN22 Beton



Gauge: 13,5
Shank dia: .086"
Head width: .275"
pag. 83

ST15

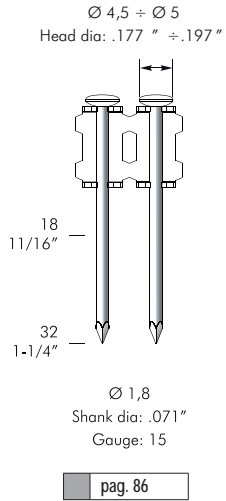


Gauge: 15
Shank dia: .071"
Head width: .126"
pag. 84

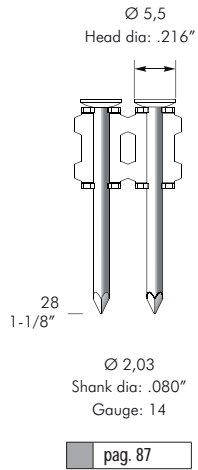
tabella comparativa cross reference table		pagina / page	ATRO	BEA	BOSTITCH	DUO-FAST	HAUBOLD	ISABERG RAPID	KIHLBERG	PASLODE	PREBENA	SENCO
chiodi nails	FN21	82	FN				TN22					
	TN22	82	TN22	T		TN	TN22				T	T
	TN22 Beton	83	TN22	T		TN	TN22				T	T
	ST15	84										
punti speciali special fasteners	77	70	55	50							VB	
	36	70	7	71	72	7	7100		670		V	C
	4097	71-74		97	SX 4023						0	W
	80	71	8 (80)	80-380	86 / AZ33	80	800		680		A	AT
	MICRO CF	72										
	MINI CF	72		WM								
	CF	73	CF	W		CF	WN				WN	CF
	JUMBO CF			MAXI W			JAMBO WN					
	53	74										
	Brads 12 ts	75										
	VN11	75										
	HR22	76										
	SR8	76			Ring 616							
	HR20	77	HR20 TAPE		Ring 16							
	HR23	77	HR23 TAPE		Ring 15							
DK25	78											
M3PF	79											
713	80											

**CHIODI ROTOLO PVC
COIL NAILS PVC**

CNP 18



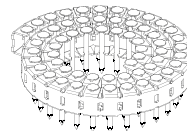
CNP 21



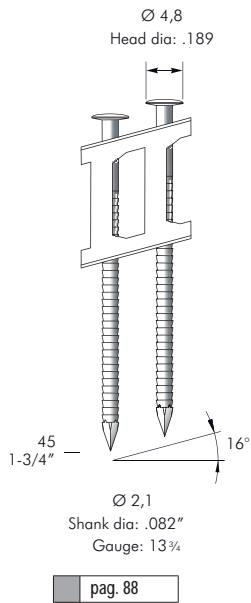
A richiesta
On request



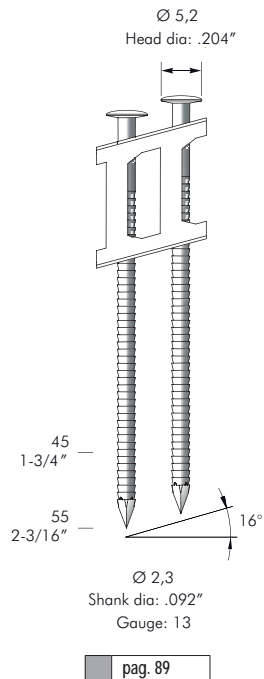
Avvolgimento piatto
Flat winding



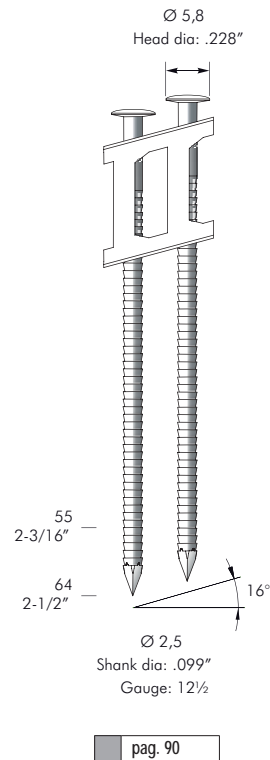
CNP 203



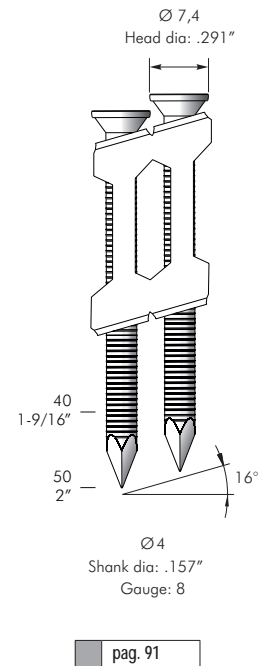
CNP 23




CNP 25



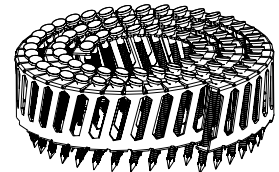
CNP 40



Avvolgimento piatto
Flat winding

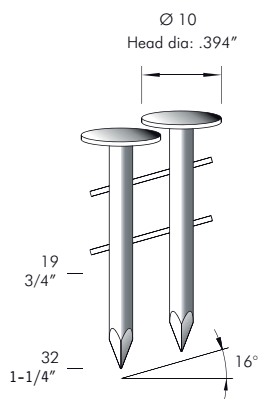


Avvolgimento piatto
Flat winding



CHIODI SPECIALI
SPECIAL NAILS

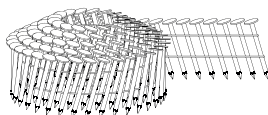
RCNW 31




Ø 3,1
Shank dia: .120"
Gauge: 11

pag. 85

Avvolgimento conico
Conical winding



CNWE 28



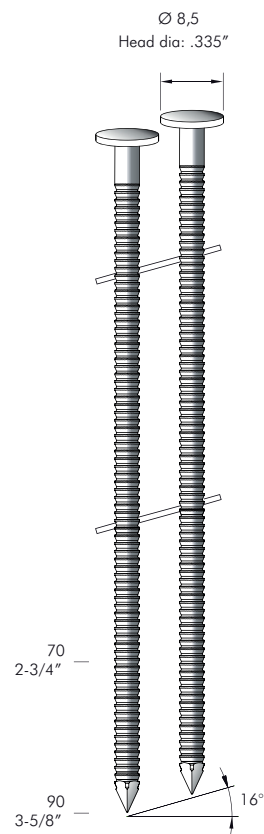
Ø 2,8
Shank dia: .110"
Gauge: 11½

pag. 100

Avvolgimento piatto
Flat winding



CNWE 33



Ø 3,3
Shank dia: .130"
Gauge: 10

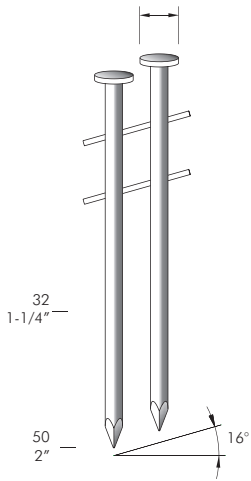
pag. 101

tabella comparativa cross reference table		pagina / page	ATRO	BEA	BOSTITCH	DUO-FAST	HAUBOLD	ISABERG RAPID	KIHLBERG	PASLODE	PREBENA	SENCO
chiodi rotolo PVC 0° coil PVC nails 0°	CNP 18	86		TC								SCN
	CNP 21	87										
chiodi rotolo PVC 16° coil PVC nails 16°	CNP 203	88										
	CNP 23	89										
	CNP 25	90										
	CNP 40	91										
chiodi rotolo speciali special coil nails	RCNW 31	85	COIL 31	DPN	CR		RCNW			CNZ		SCN ROOF
	CNWE 28	100										
	CNWE 33	101										

**CHIODI ROTOLO
COIL NAILS**

CNW 21

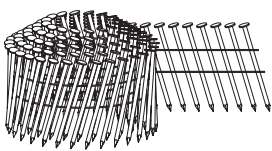
Ø 5,1
Head dia: .200"



Ø 2,1
Shank dia: .082"
Gauge: 13¾

pag. 92

Avvolgimento conico
Conical winding

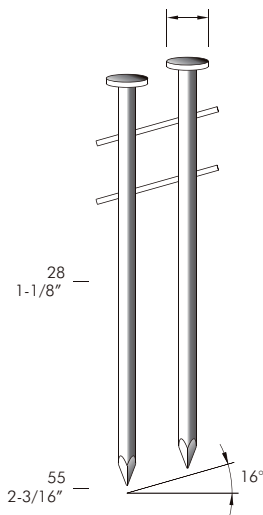


A richiesta
On request



CNW 203

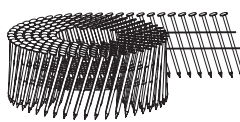
Ø 5,2
Head dia: .205"



Ø 2,1
Shank dia: .082"
Gauge: 13¾

pag. 93

Avvolgimento piatto
Flat winding

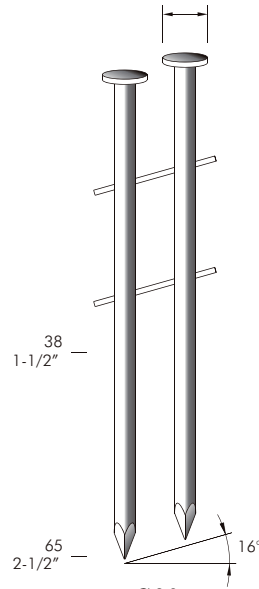


A richiesta
On request



CNW 23

Ø 5,4 ÷ Ø 5,9
Head dia: .212" ÷ .232"

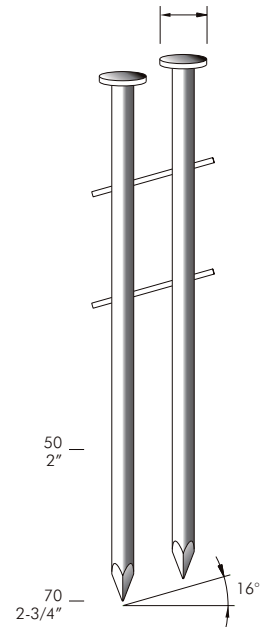


Ø 2,3
Shank dia: .092"
Gauge: 13

pag. 94

CNW 25

Ø 6,2
Head dia: .244"



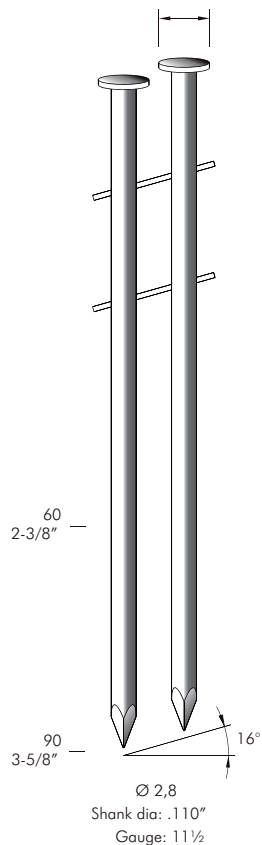
Ø 2,5
Shank dia: .099"
Gauge: 12½

pag. 95

tabella comparativa cross reference table		pagina / page	ATRO	BEA	BOSTITCH	DUO-FAST	HAUBOLD	ISABERG RAPID	KIHLBERG	PASLODE	PREBENA	SENCO
chiodi rotolo coil nails	CNW 21	92	COIL 21	BDC							CNW	SCN
	CNW 203	93			N 55							
	CNW 23	94			FAC		RNCW				CNW	SCN
	CNW 25	95	COIL 26	BDC	FAC		RNCW				CNW	SCN
	CNW 28	96	COIL 29	BDC	FAC		RNCW				CNW	SCN
	CNW 31	97	COIL 31	BDC	FAC		RNCW				CNW	SCN
	CNW 34	98	COIL 33	BDC	FAC		RNCW				CNW	SCN
	CNW 38	99	COIL 38	BDC	FAC		RNCW				CNW	SCN

CNW 28

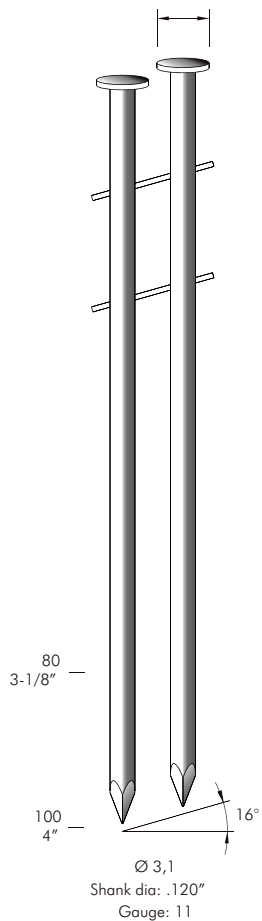
Ø 6,7
Head dia: .264"



pag. 96

CNW 31

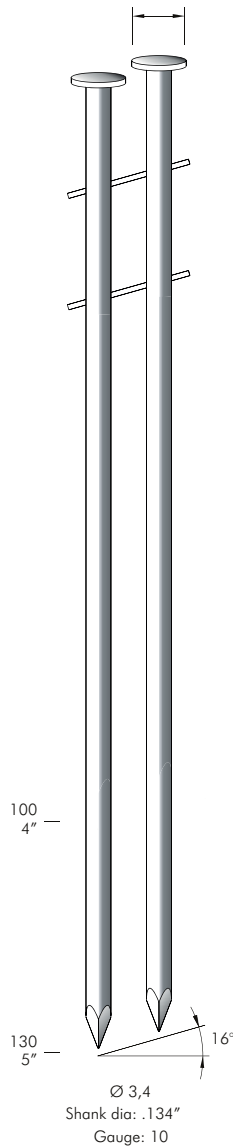
Ø 6,9
Head dia: .272"



pag. 97

CNW 34

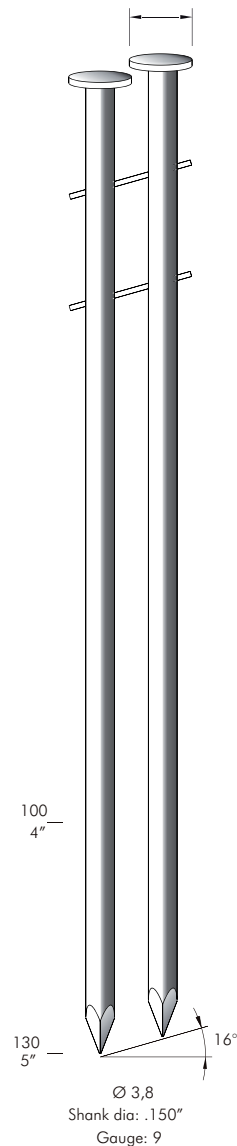
Ø 7,5
Head dia: .295"



pag. 98

CNW 38

Ø 8,3
Head dia: .327"



pag. 99

Avvolgimento piatto
Flat winding

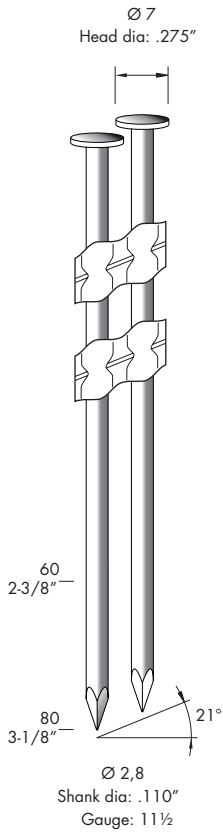


A richiesta
On request



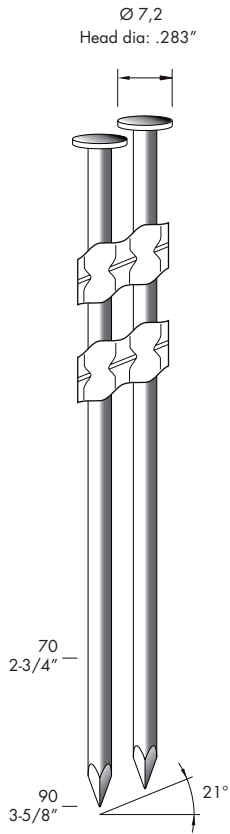
CHIODI STECCA PVC 21°
21° STRIP PVC COLLATED NAILS

SNPA-28



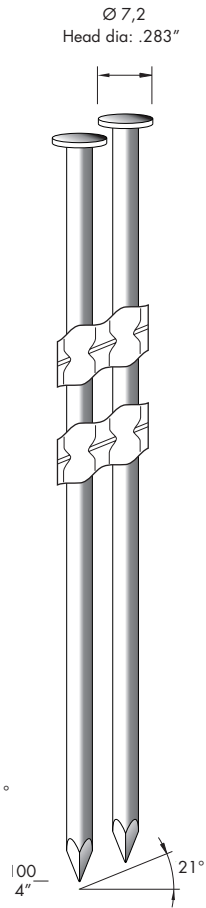
pag. 102

SNPA-31



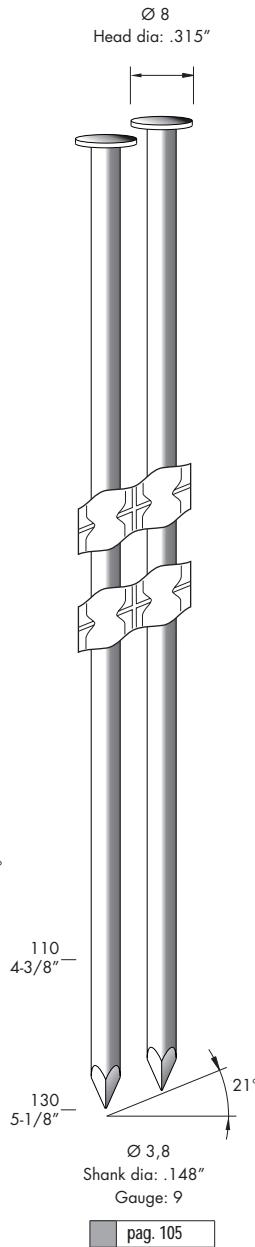
pag. 103

SNPA-34



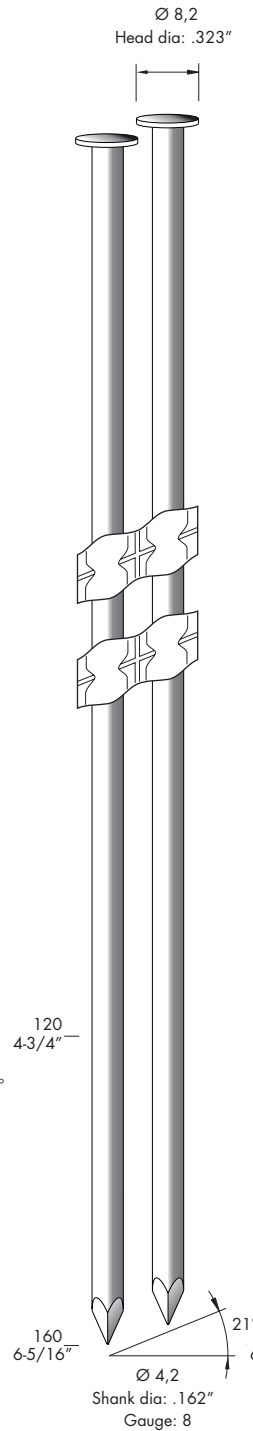
pag. 104

SNPA-38



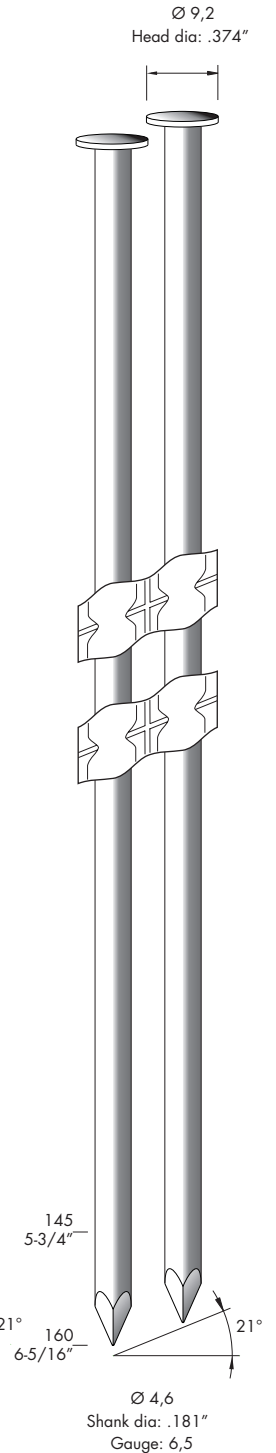
pag. 105

SNPA-42




pag. 106

SNPA-46

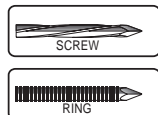


pag. 107

Stecca PVC
Strip PVC collated

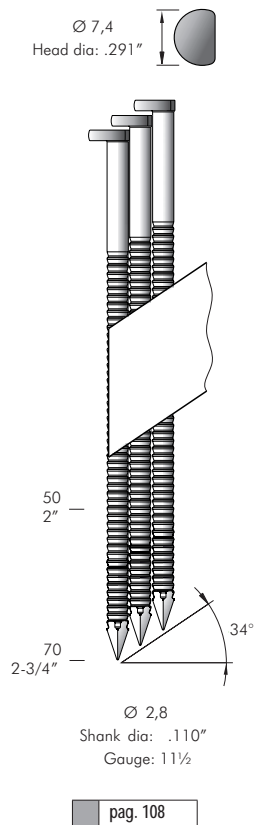


A richiesta
On request

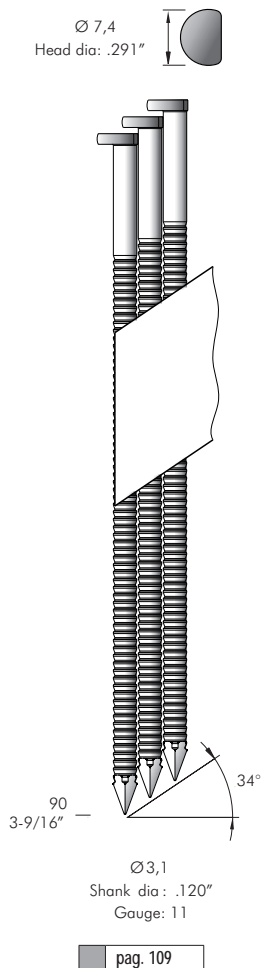


**CHIODI STECCA CARTA 30° - 34° e PVC 30°
30° - 34° STRIP PAPER and 30° STRIP PVC NAILS**

SNPB-28



SNPB-31



SNPB-40 NEW

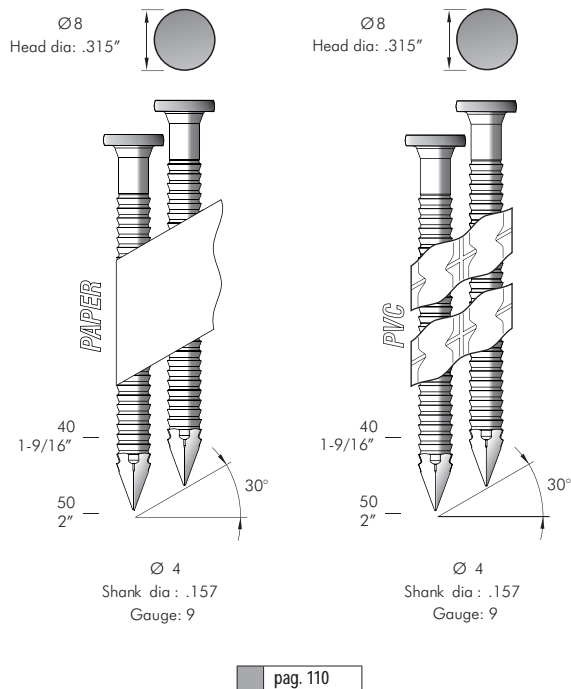
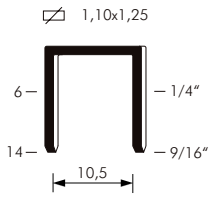


tabella comparativa cross reference table		pagina / page	ATRO	BEA	BOSTITCH	DUO-FAST	HAUBOLD	ISABERG RAPID	KIHLBERG	PASLODE	PREBENA	SENCO
chiodi stecca carta 30° - 34° e pvc 30° 30° - 34° strip paper and 30° strip pvc nails	SNPB-28	108										
	SNPB-31	109										
	SNPB-40	110										
chiodi stecca PVC 21° 21° strip PVC collated nails	SNPA-28	102	RN29	R20-29		RN28	RB29			SN28	RK28	RHN28
	SNPA-31	103	RN31	R20-31		RN31	RB31			SN31	RK31	RHN31
	SNPA-34	104	RN34	R20-34		RN34	RB34			SN34	RK34	RHN34
	SNPA-38	105	RN38	R20-38		RN38	RB38					
	SNPA-42	106	RN42	R20-42		RN42	RB42					
	SNPA-46	107	RN46	R20-46		RN46	RB46					

PUNTI IN PLASTICA
POLYMER FASTENERS

81P

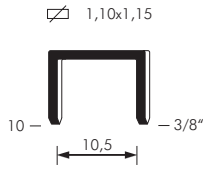


Gauge: 19
Crown: .500" (1/2")

pag. 112

81P BM

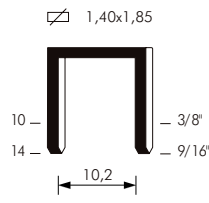
(For tyre retreading)



Gauge: 19
Crown: .500" (1/2")

pag. 112

82P

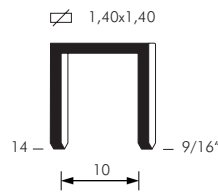


Gauge: 16
Crown: .512" (1/2")

pag. 113

82P BM

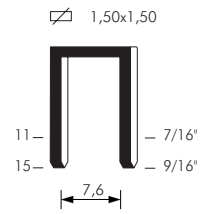
(For tyre retreading)



Gauge: 16
Crown: .504" (1/2")

pag. 113

83P

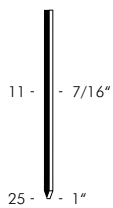


Gauge: 16
Crown: .420" (7/16")

pag. 114

Pins IP

1,15x1,15

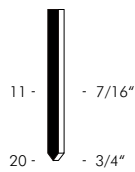


Gauge: 18

pag. 115

Pins 14P

1,40x1,50

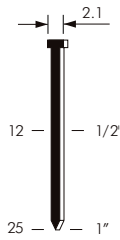


Gauge: 16

pag. 115

Brads 12P

1,15x1,15

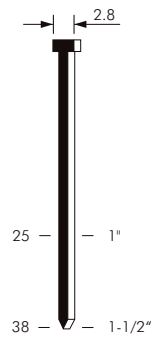


Gauge: 18
Head width: .082"

pag. 116

Brads 14P

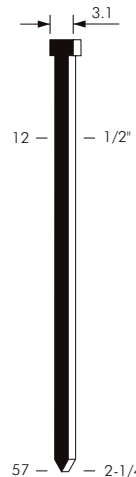
1,40x1,60



Gauge: 16
Head width: .110"

Brads 17P

1,80x1,80

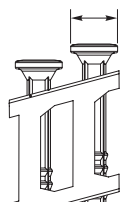


Gauge: 15
Head width: .122"

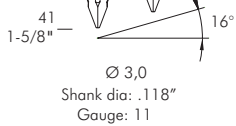
pag. 117

5D

Ø 6,2
Head dia: .244"



NEW

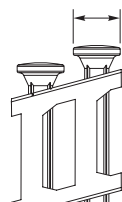


Ø 3,0
Shank dia: .118"
Gauge: 11

pag. 118

8D

Ø 6,2
Head dia: .244"



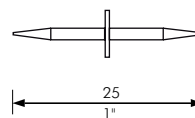
NEW




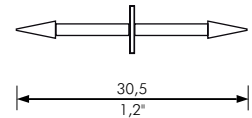
Ø 3,0
Shank dia: .118"
Gauge: 11

pag. 118

COP-100

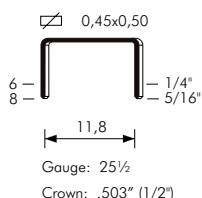


COP-120



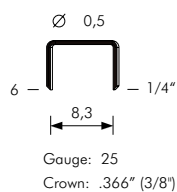
APPLICAZIONI MANUALI
MANUAL APPLICATIONS

26



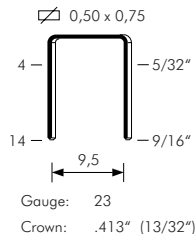
pag. 120

SP19



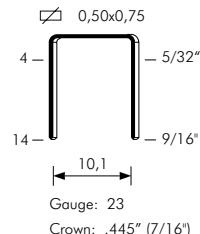
pag. 120

113



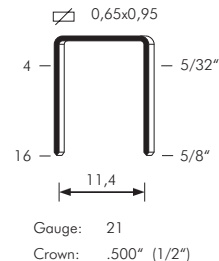
pag. 121

153



pag. 121

80



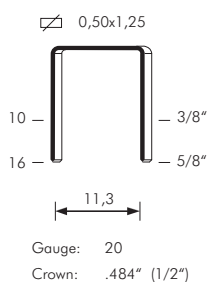
pag. 122

pag. 14 - 15

pag. 54

pag. 71

50

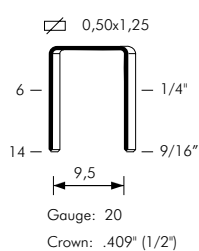


pag. 122

pag. 16

pag. 55

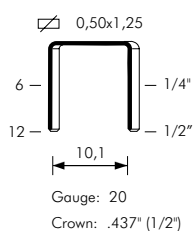
T50



pag. 123

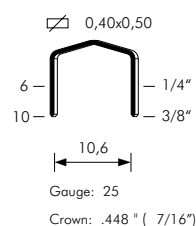
pag. 17

73



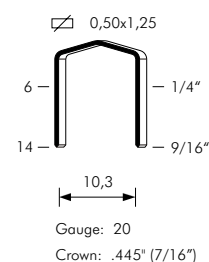
pag. 124

B8



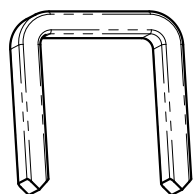
pag. 125

B10

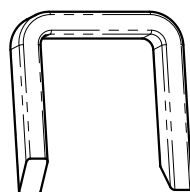


pag. 125

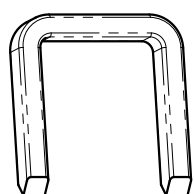
tabella comparativa cross reference table		pagina / page	ATRO	BEA	BOSTITCH	DUO-FAST	HAUBOLD	ISABERG RAPID	KIHLBERG	PASLODE	PREBENA	SENCO
punti applicazioni manuali manual application fasteners	26	120						26				
	SP19	120			SP19							
	113	121					13				VZ	
	153	121					53				VX	
	80	122	8(80)	80-380	86/AZ33	80	800		680		A	AT
	50	122		95		50	900				D	
	T50	123						A11 (140)			PF	H
	73	124						73			PB	
	B8	125			STCR2115						FA	
	B10	125			STCR5019				694		FB	



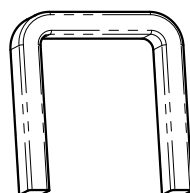
Punta C (standard)
C-point (standard)



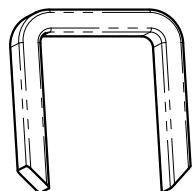
Punta DP
DP-point



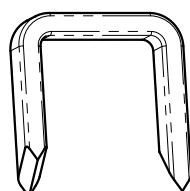
Punta CC
CC-point



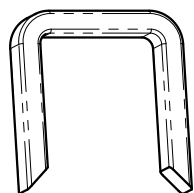
SENZA Punta
BLUNT-point



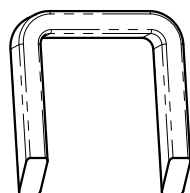
Punta OC
OC-point



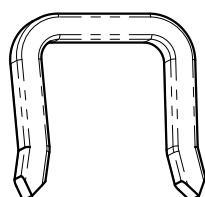
Punta CD
CD-point



Punta IC
IC-point



Punta DD
DD-point



Punta DPP
DPP-point



OMER S.p.A. - Via Foresto, 42
31058 Susegana - TV - ITALY
Tel. +39 0438 455318 r.a.
Fax +39 0438 455402 / 455530
e-mail: omer@omer.it

www.omer.it