

Dati tecnici

Lubrificazione consigliata:

Olio per utensili pneumatici

Applicazioni:

Telai in legno, rivestimenti, pavimentazioni, pedane, pannelli, pavimentazioni, pallet, scasse in legno e strutture case in legno

Sistema di funzionamento:

Sparo sequenziale singolo

Caricamento

1. Sbloccare la chiusura per aprire porta e caricatore.
2. Regolare il livello del caricatore in modo che i chiodi siano allineati con la linea guida.
3. Caricare i chiodi dall'alto del caricatore dentro il sistema di alimentazione.
4. Chiudere il caricatore e assicurarsi che il chiavistello sia chiuso correttamente.

Technical data

Recommended lubrications:

Pneumatic tool oil

Applications & suitability:

Framing, shearing, decking, sub-flooring, Exterior decks, pallets, crates and wall framing


Actuating system:

Single sequential actuation

Filling the magazine

1. Release latch to open the door and magazine.
2. Adjust the level of the magazine base so that the nails will feed in line with guides.
3. Load nails onto pivot in the magazine and pull forward so that the nails are inserted into the feeder mechanism.
4. On closing the magazine ensure the latch is closed properly.

195MCNP3365A1_CNP3365MC_101017 IV



Manuale d'uso, manutenzione e parti di ricambio Parte 2

Use, maintenance and spare parts manual Part.2

CNP33.65 MC

cod. 195MCNP3365A1

Indice di modifica
Upgrade number

A1

Misure impiegabili mm (inch) Usable lengths mm (inch)	40 ÷ 65 (1-9/16" ÷ 2-1/2")
---	---

Capacità caricatore n° punti Magazine capacity No. of fasteners	100
---	------------

Pressione d'esercizio bar (psi) Working pressure bar (psi)	5 ÷ 8 (70 ÷ 115)
--	-----------------------------------

Consumo aria litri/colpo a 7 bar Air consumption litres/shot at 7 bar	1,6
---	------------

Peso kg Weight kg	2,3
-----------------------------	------------

Dimensioni (AxBxH) mm Dimensions mm	278x100x317
---	--------------------

Pressione sonora Max A-Weighted surface impulse sound pressure level	93,7 dBA
--	-----------------

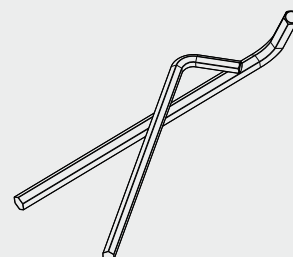
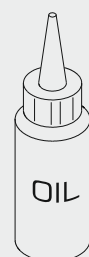
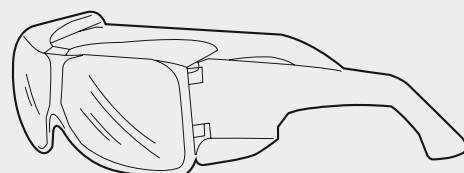
Potenza sonora emessa Max A-Weighted impulse sound power level	101 dBA
--	----------------

Vibrazione Vibration	4,6 m/s²
--------------------------------	----------------------------

omer s.p.a.

Via Foresto, 42 - 31058 SUSEGANA (TV) ITALY
Tel. 0438 455 318 Fax 0438 455 530
e-mail: omer@omer.it www.omer.it

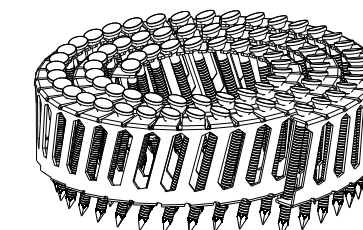
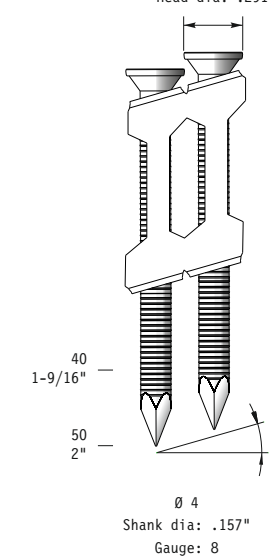
Dotazioni - Equipment



Tipo di punto
Type of fastener

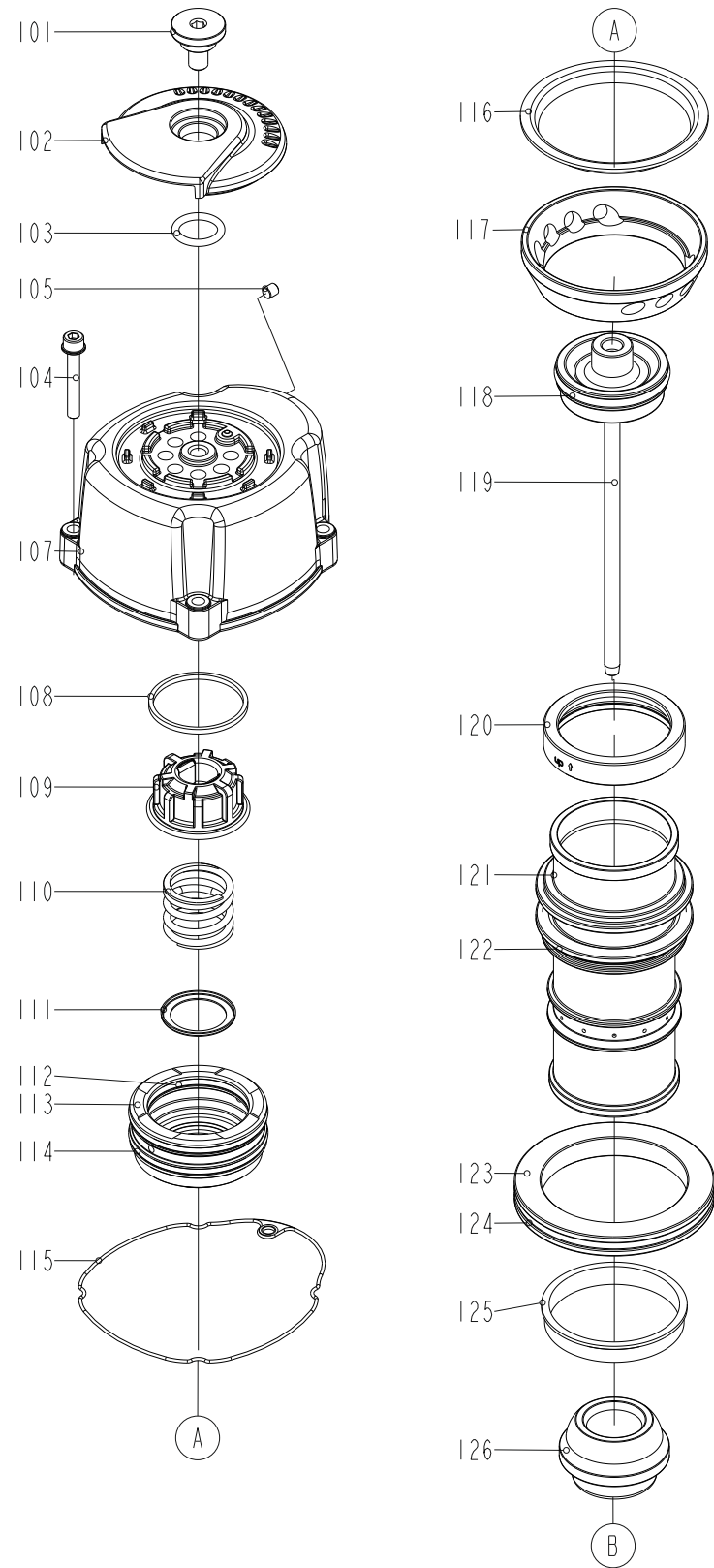
CNP 40

Ø 7,4
Head dia: .291"

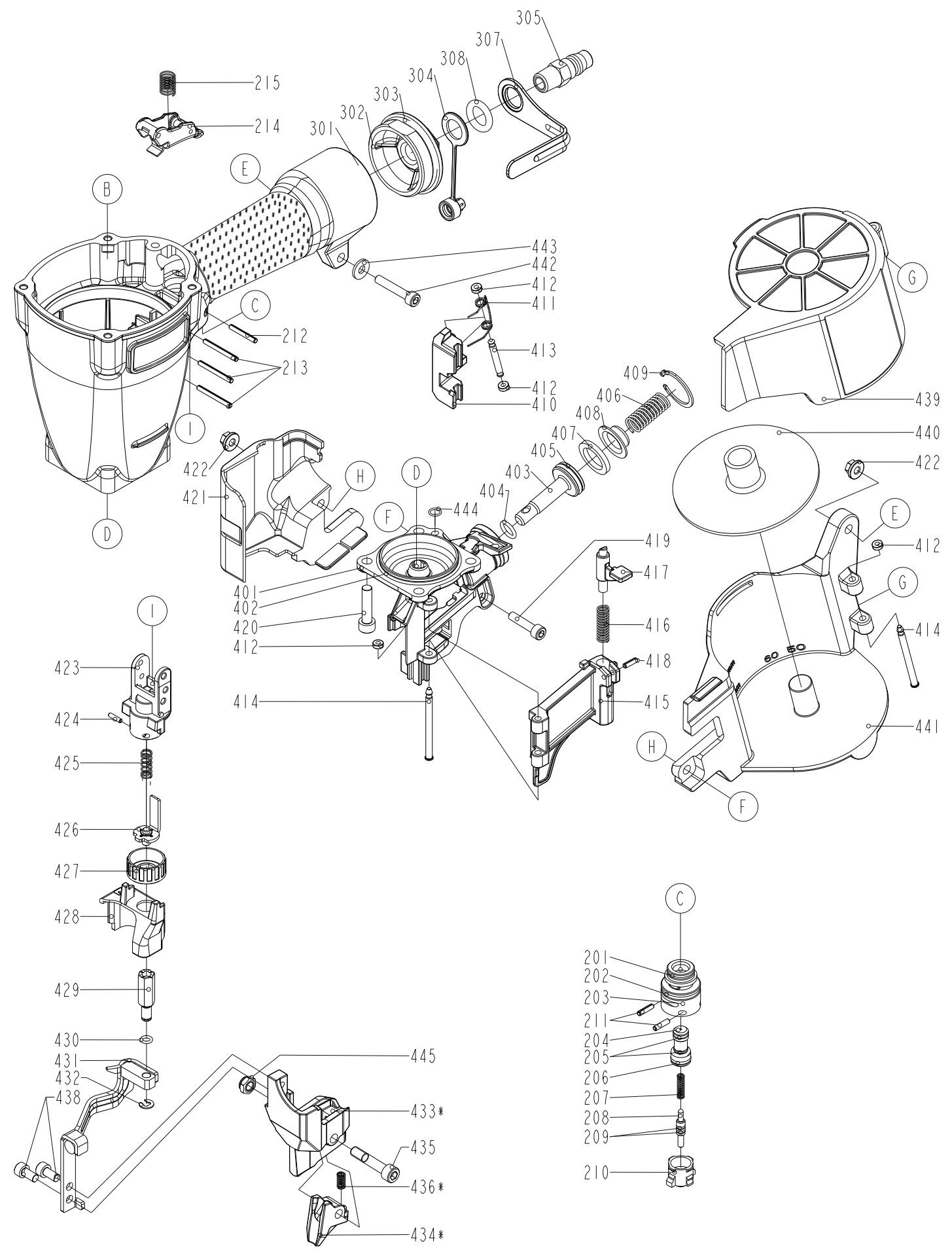


Ref. No. Part No. Description

101	2MM365-A101	Deflector Pad
102	2MM365-A102	Deflector
103	2MM365-A103	O-Ring
104	2MM365-A104	Bolt w/flat washer
105	2MCN2970-A104	Hex. Soc. Hd. Bolt
107	2MM365-A107	Cap
108	2MCN2357-A111	Washer seal
109	2MCN2357-A112	Seal
110	2MM365-A110	Compression Spring
111	2MCN2357-A116	Washer
112	2MCN2970-A109	O-Ring
113	2MM365-A113	Hd. Valve Piston
114	2MCN2357-A114	O-Ring
115	2MM365-A115	Packing
116	2MM365-A116	Press Ring
117	2MCP3365-A117	Cylinder Ring
118	2MM365-A118	O-Ring
119	2MCP3365-A119	Driver Unit
120	2MM365-A120	Collar
121	2MM365-A121	Cylinder
122	2MM365-A122	O-Ring
123	2MM365-A123	Cylinder Spacer
124	2MM365-A124	O-Ring
125	2MM365-A125	Cylinder Ring
126	2MCN3165-A124	Bumper
201	2MCN3165-A201	O-Ring
202	2MCN3165-A202	O-Ring
203	2MCN3165-A203	Plunger Cap
204	2MS29160-A205	Valve Plunger
205	2MCN3165-A205	O-Ring
206	2MCN3165-A206	O-Ring
207	2MCN3165-A207	Spring
208	2MCN2550-A208	Plunger
209	2MCN3165-A209	O-Ring
210	2MCN3165-A210	Trigger Valve Head
211	2MCN3165-A211	Spring Pin
212	2MCN3165-A212	Spring Pin
213	2MCN3165-A213	Spring Pin
214	2MCP3365-A214	Trigger Unit
215	2MCP3365-A215	Spring
301	2MCP3365-A301	Gun Body Unit
302	2MCN3165-A302	End Cap
303	2MCN3165-A303	O-Ring
304	2MCN3165-A304	Dusty Cover
305	2MCN3165-A305	Air Plug
401	2MCP3365-A401	Nose piece
402	2MCN3165-A402	O-Ring
403	2MCN3165-A403	Feed piston
404	2MCN3165-A404	O-Ring
405	2MCN3165-A405	O-Ring
406	2MCP3365-A406	Pusher Spring
407	2MCN3165-A408	Feed Bumper
408	2MCN3165-A409	Feed Piston Cap
409	2MCN3165-A410	C-ring
410	2MCP3365-A410	Feed finger
411	2MCN3165-A412	Feed Finger Spring
412	2MCN3165-A414	Pu Retainer
413	2MCN3165-A418	Pin Feed Piston
414	2MCN3145-A422	Door Shaft Pin
415	2MCP3365-A415	Door
416	2MCN3165-A422	Latch Spring
417	2MCN3165-A423	Door Latch
418	2MCN3165-A424	Spring Pin
419	2MCN3165-A428	Hex. Soc. Hd. Bolt
420	2MCN2565-A404	Hex. Soc. Hd. Bolt
421	2MCP3365-A421	Safety Cover
422	2MCN3165-A431	Bolt Cap
423	2MCN3165-A432	Safety Guide
424	2MCN3165-A433	Spring Pin
425	2MCN3165-A434	Safety Spring
426	2MM365-A416	Safety B
427	2MCP3365-A427	Adjust Regulator
428	2MCN3165-A437	Cover-Safety
429	2MCP3365-A429	Adjust Rod
430	2MCN3165-A439	O-Ring
431	2MCP3365-A431	Safety A Unit
432	2MCN3165-A441	E-Ring
433	2MCP3365-A433	Probe
434	2MCP3365-A434	Guide Block



435	2MCP3365-A435	Half Round hd. Hex. B
436	2MCP3365-A436	Spring
438	2MCP3365-A438	Hex. Soc. Hd. Bolt
439	2MCP3365-A439	Magazine Cover
440	2MCP3365-A440	Nail Bracket
441	2MCP3365-A441	Magazine Case
442	2MCP3365-A442	Hex. Soc. Hd. Bolt
443	2MCN3165-A452	Flat Washer
444	2MCN3165-A458	O-Ring
445	2MSN2210-A439	Lock Nut



195MCP3365A1_CNP3365MC_101017 IV

Parti di ricambio - Spare parts

CNP33.65 MC cod. 195MCP3365A1

Indice di modifica
Upgrade number

A1

17580205