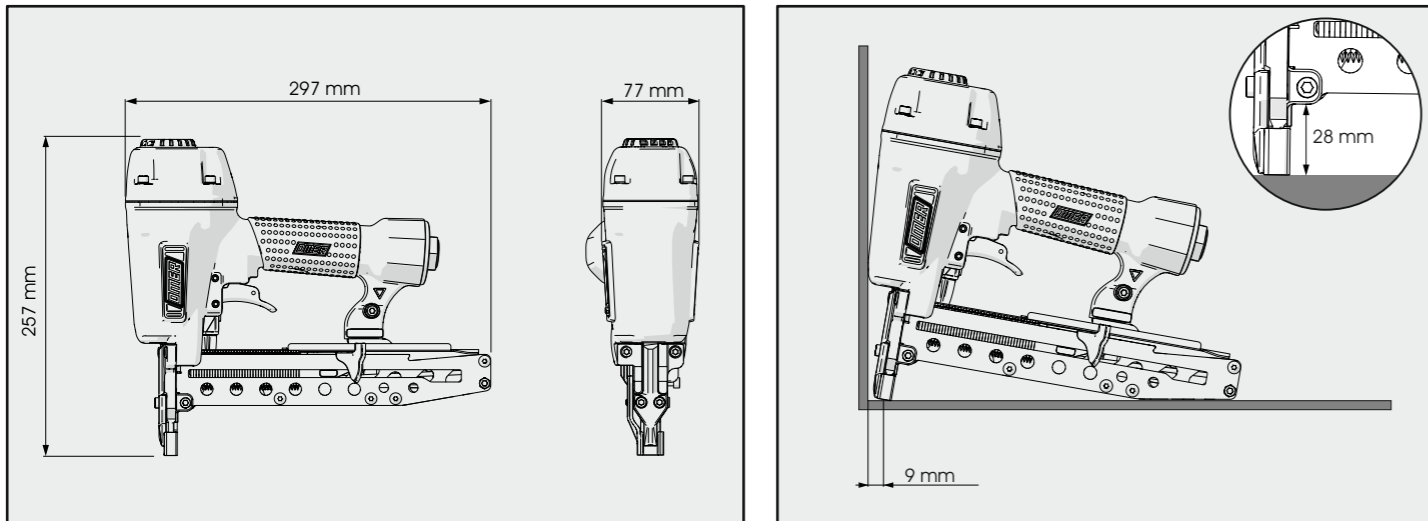


Dati tecnici - Technical data



Caratteristiche - Features



OMER


Manuale d'uso, manutenzione e parti di ricambio
Use, maintenance and spare parts manual
Gebrauchsanweisung, Instandhaltungsrichtlinien und Ersatzteile
Manuel d'utilisation, entretien et pièces de rechange
Manual de uso, mantenimiento y repuestos
Εγχειρίδιο χρήσης, συντήρησης και ανταλλακτικών
Manual de utilização, manutenção e partes sobresselentes
Handleiding voor gebruik, onderhoud en reservedeelslijst
Brugsanvisning, vedligeholdelse og reservedelsliste

Parte 2
Part 2
Teil 2
Partie 2
Part 2
2° Μερὸς
Parte 2
Deel 2
Del 2



TN.715

1741920_TN715_4 170216 IV

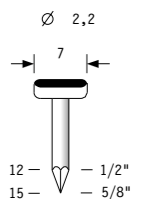


cod. 1741920

Dati tecnici Technical data Technische daten	Données techniques Datos tècnicos Τεχνικά χαρακτηριστικά	Dados tècnicos Technischegegevens Teknische data
Misure impiegabili mm Usable lengths mm Gebrauchliche Längen mm	Mesures utilisable mm Medidas que se pueden emplear mm Διαστάσεις σε μμ	Medidas que se podem utilizar mm Te gebruiken engtes in mm Brugbare laengder i mm
Capacità caricatore n° punti Magazine capacity No. of fasteners Magazinkapazität Nägel	Capacité chargeur n° de points Capacidad cargador n° puntos Δυνατότητα γεμιστέρα, σπινδύτερος	Capacitade carregador n° pontos Capaciteit magazijn in aantal spijkers Kapacitet af magasin antal klemme
Pressione d'esercizio Working pressure Betriebsdruck	Pression de fonctionnement Presión de trabajo Πίεση λειτουργίας ατμ.	Pressao de trabalho Werkdruk Arbejds tryk bar
Consumo aria litri/colpo Air consumption litres/shot Luftverbrauch Liter/Schlag	Consommation air litre/coup Consumo aire-litros/golpe Καταναλοση αερα λ/ξτῶπημα	Consumo ar litro/golpe Luchtverbruik liter/schot Luftforbrug liter/skud
Peso kg Weight kg Gewicht kg	Poids kg Peso kg Βαρος κγ	Peso kg Gewicht in kg Vaegt kg
Dimensioni (AxBxH) mm Dimensions mm Größe mm	Dimension mm Dimensiones mm Δυνατότητα γεμιστέρα, σπινδύτερος	Dimencoes mm Afmetingen in mm Dimensioner mm
EN 12549 :1999 ISO 11201 :1995 Pressione sonora in pos. operatore Sound pressure at the workstation Lärmintensität am Arbeitsplatz	Pression acoustique près de l'opérateur Presión sonora en posición encargado Ακουστική πίεση στη θέση χειριστού	Intensidade sonora perto do operador Geluidssterkte op de werkplek Lydstyrke på operatorposten
EN 12549 :1999 ISO 3744 :1994 Potenza sonora emessa Emitted sound power Ausgestrahlte Lärmintensität	Puissance acoustique émise Potencia sonora emitida Ακουστική ισχυ	Potência sonora emitida Uitgestraalde geluidssterkte Udsendt lydstryke
EN 28662 :1992 ISO 5349 :1986 ISO 8662 -11 Valore medio ponderato di vibrazione sull'impugnatura Weighted mean value of vibration on the grip Mitteler Vibrationswert, am Griff Gemessen	Valeur moyenne pondérée de vibration mesurée sur la poignée Valor medio ponderado de vibracion medida en la empunadura Μεσοσ ορος μετρησις κραδασμων στη χειρολαβη	Valor medio ponderado de vibracao medida no punho Gewogen gemiddelde vibratiewaarde Middelvaardi af vibrationer pa handtaget

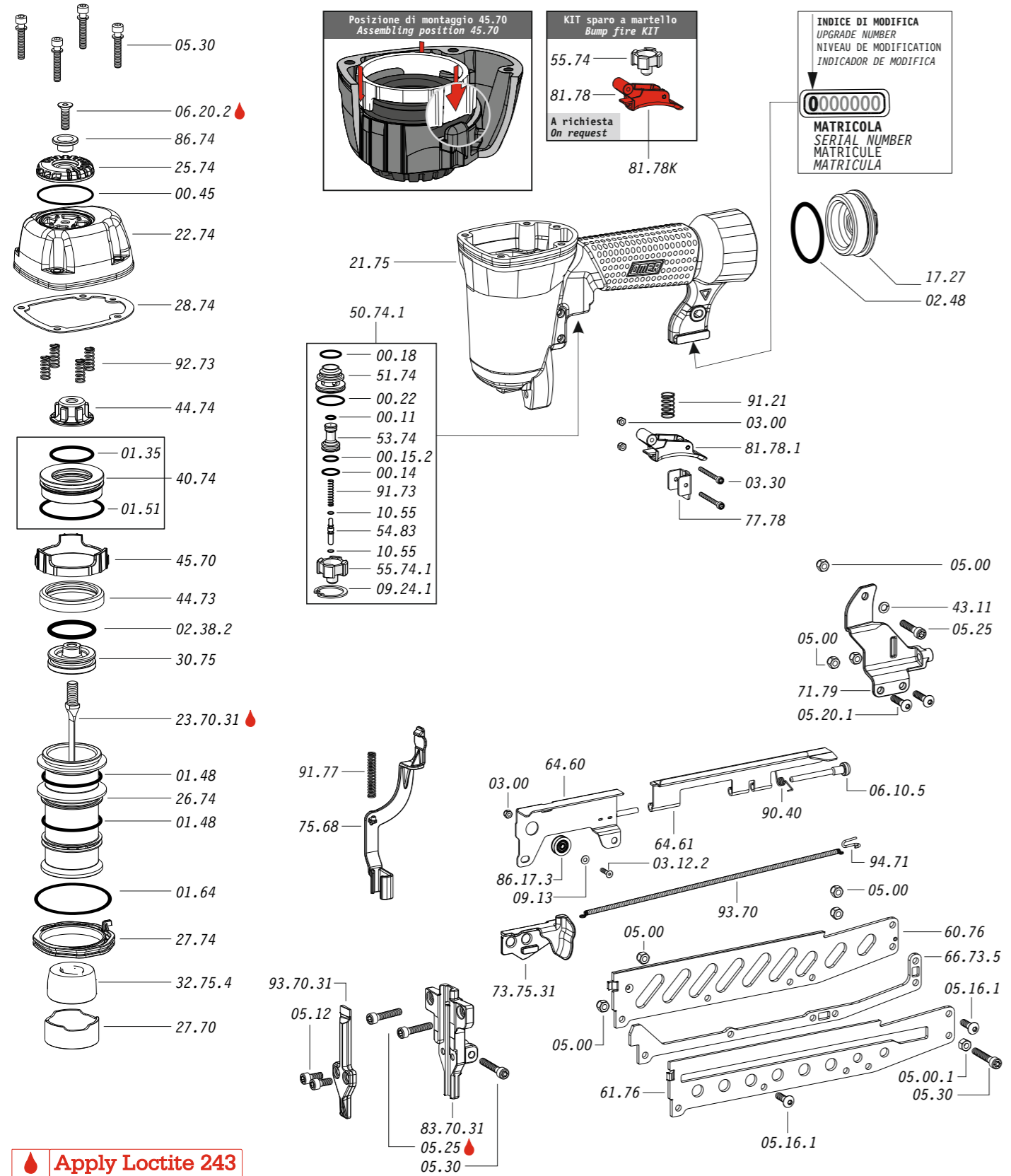
Tipo di punto
Type of fastener
Befestigungselement
Type d'agrafe
Tipo de punto
Τυπος κόρφιου
Tipo de ponto
Type nietjes
Tilspændingstype

TN22 Beton



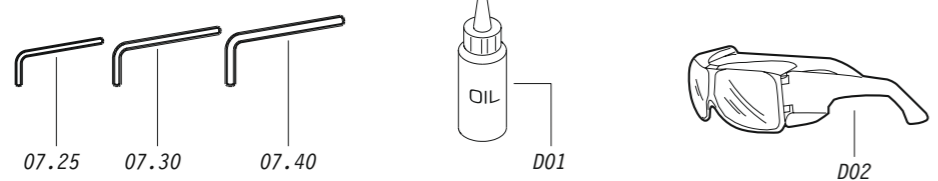
Gauge: 13
Wire dia: .086"
Head width: .275"

Parti di ricambio - Spare parts - Ersatzteile - Pièces de rechange - Piezas de repuesto
Ανταλλακτικά - Partes sobresselentes - Tabel te raadplegen - Reserverdele



Apply Loctite 243

Dotazioni - Equipment - Ausrüstung - Équipements - Equipamiento - Παρεχόμενα
Equipamento - Uitrustung - Udstyr



TN.715
cod. 1741920

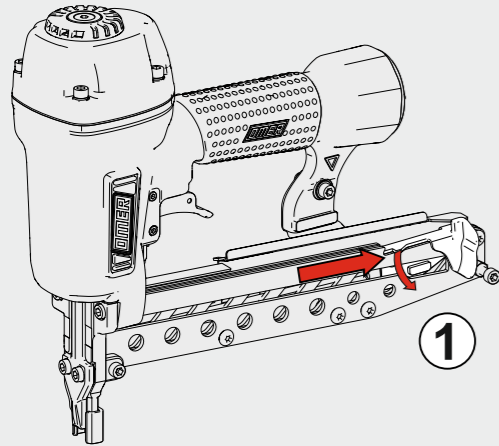
Note - Notes

Lined area for notes and observations.

Caricamento - Loading

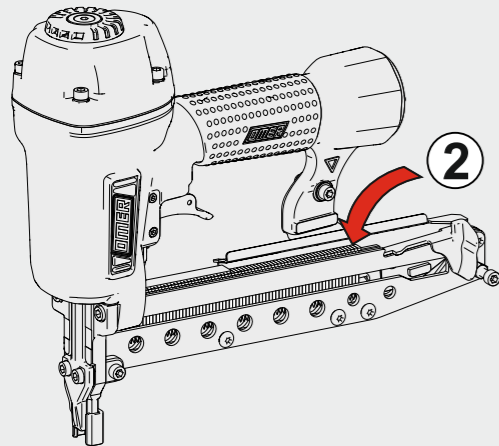


Non azionare MAI il grilletto comando o la sicura a contatto durante il caricamento.
NEVER pull the trigger or the contact safety while loading magazine.



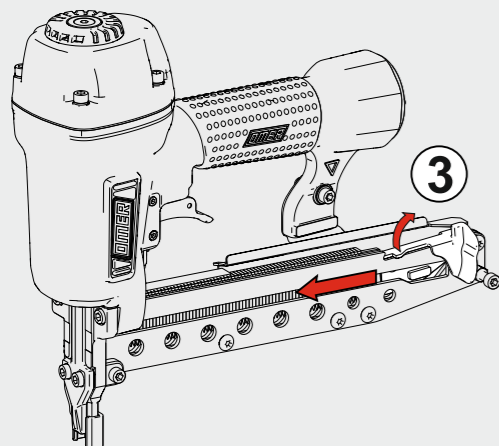
1

1- Arretrare e agganciare lo spingipunto al fincorsa
Pull the pusher backwards and lock it at the rear of the tool



2

2- Inserire i punti nel caricatore
Load magazine with fasteners



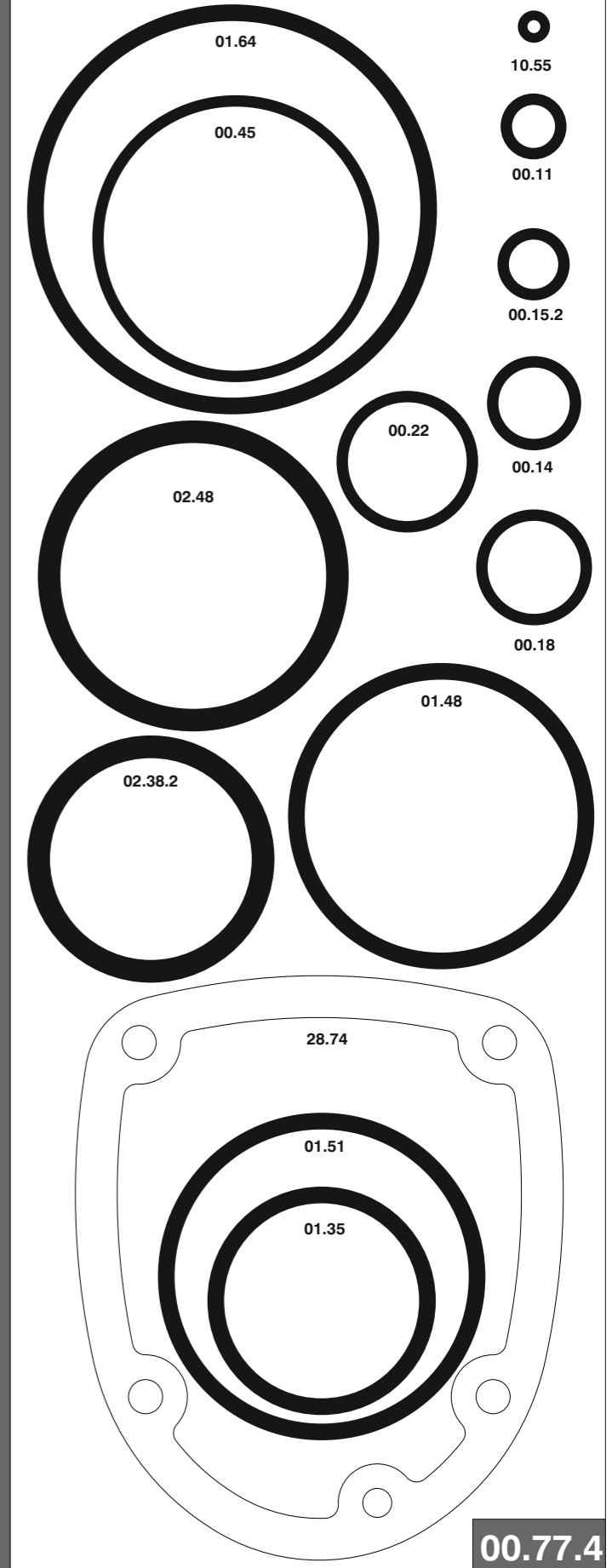
3

3- Rilasciare lo spingipunto
Release the pusher

Parti di ricambio - Spare parts - Ersatzteile - Pièces de rechange - Piezas de repuesto Ανταλλακτικά - Partes sobresselentes - Tabel te raadplegen - Reservedele

Cod.	Descrizione	Description
00.11	O-Ring	O-Ring
00.14	O-Ring	O-Ring
00.15.2	O-Ring	O-Ring
00.18	O-Ring	O-Ring
00.22	O-Ring	O-Ring
00.45	O-Ring	O-Ring
01.35	O-Ring	O-Ring
01.48	O-Ring	O-Ring
01.51	O-Ring	O-Ring
01.64	O-Ring	O-Ring
02.38.2	O-Ring	O-Ring
02.48	O-Ring	O-Ring
03.00	Dado	Nut
03.12.2	Vite	Screw
03.30	Vite	Screw
05.00	Dado	Nut
05.00.1	Dado	Nut
05.12	Vite	Screw
05.16.1	Vite	Screw
05.20.1	Vite	Screw
05.25	Vite	Screw
05.30	Vite	Screw
06.10.5	Vite	Screw
06.20.2	Vite	Screw
07.25	Chiave esagonale	Hex. bar wrench
07.30	Chiave esagonale	Hex. bar wrench
07.40	Chiave esagonale	Hex. bar wrench
09.13	Anello elastico	Elastic ring
09.24.1	Anello elastico	Elastic ring
10.55	O-Ring	O-Ring
17.27	Tappo	Inlet cap
21.75	Corpo	Body
22.74	Testa	Head
25.74	Deflettore scarico	Exhaust deflector
26.74	Cilindro	Cylinder
27.70	Anello	Ring
27.74	Anello cilindro	Cylinder ring
28.74	Guarnizione testa	Head gasket
30.75	Pistone	Piston
32.75.4	Ammortizzatore	Bumper
40.74	Valvola completa	Valve assembled
43.11	Rondella	Washer
44.73	Guarnizione cilindro	Cylinder gasket
44.74	Ammortizzatore sup.	Upper bumper
45.70	Distanziale	Spacer
50.74.1	Pulsante completo	Trigger valve assy
51.74	Boccola servovalvola	Servo valve bushing
53.74	Pistone servovalvola	Servo valve piston
54.83	Pulsante	Trigger valve
55.74	Raccordo pulsante	Trigger valve bush
55.74.1	Raccordo pulsante	Trigger valve bush
60.76	Guida Sx	Left Guide
61.76	Guida Dx	Right Guide
64.60	Carter	Guard
64.61	Carter mobile	Guard
66.73.5	Distanziale	Spacer
71.79	Reggicaricatore	Support
75.68	Sicura	Safety
77.78	Guida sicura	Safety guide
81.78	Grilletto comando BF	BF trigger
81.78K	KIT Grilletto comando BF	BF Trigger KIT
81.78.1	Grilletto comando SQ	SQ trigger
86.74	Boccola	Bushing
90.40	Molla	Spring
91.21	Molla	Spring
91.73	Molla	Spring
92.73	Molla	Spring
93.70	Molla	Spring
94.71	Molla	Spring
23.70.31	Battente	Driver
73.75.31	Spingipunto	Pusher
83.70.31	Controtestina	Nose
93.70.31	Testina	Nose plate
D01	Bocchetta olio	Oiler
D02	Occhiali protettivi	Protective goggles

Guarnizioni - O-Rings - Dichtungen - Joints - Kit O-Rings - Ανταλλακτικά - Kit O-Rings - Pakninger



1741920_TN715_4 170216 IV

TN.715

cod. 1741920

Indice di modifica
 Upgrade number

4

4365953

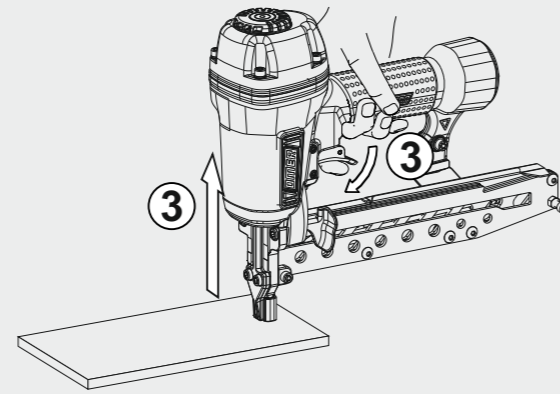
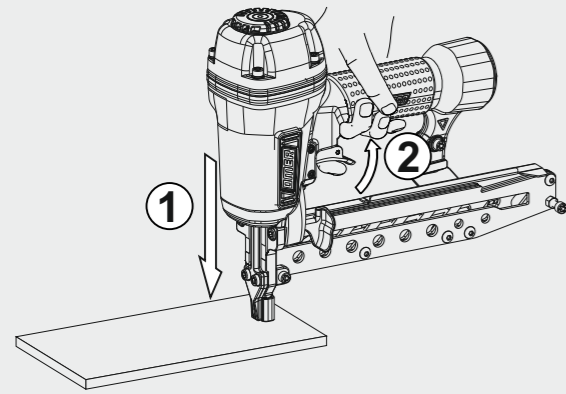
Funzionamento - Operating mode

Sparo Sequenziale singolo
Single sequential actuation



Di serie / Standard

Con dotazioni di serie (grilletto nero)
With standard version (black trigger)



- 1- Premere la sicura sul materiale da fissare.**
Press the safety against the material to be fastened.
- 2- Premere il grilletto per sparare.**
Press the trigger to fire

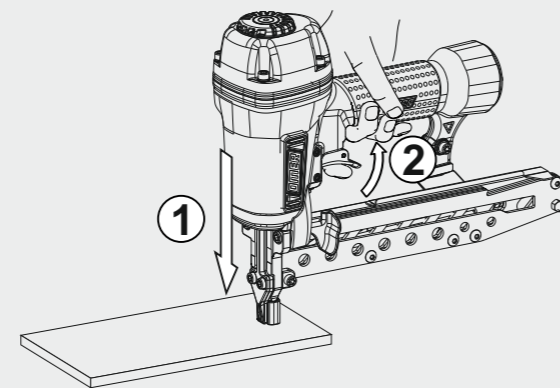
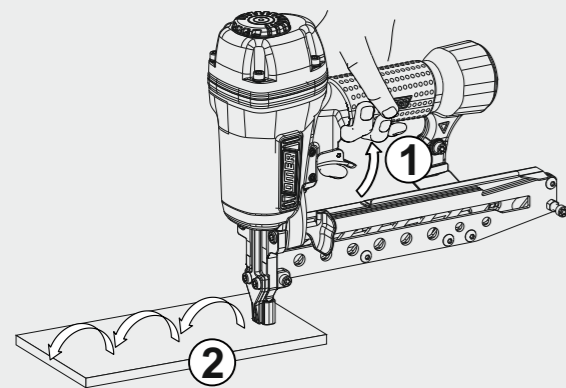
- 3- Rilasciare il grilletto e la sicura**
Release trigger and safety
- 4- Ripetere la sequenza per ogni sparo successivo**
Repeat the sequence for each subsequent fire

Sparo a martello
Bump fire



A richiesta / On request

Con kit sostitutivo 81.78K (grilletto rosso)
With alternative kit 81.78K (red trigger)



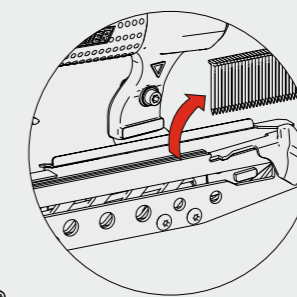
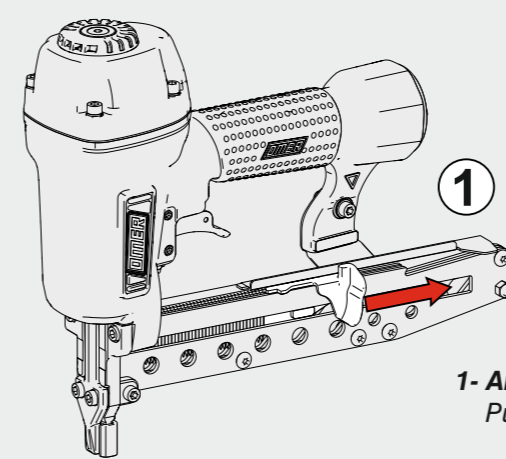
- 1- Premere il grilletto e mantenerlo premuto.**
Press and keep holding the trigger
- 2- Premere la sicura sul materiale da fissare per sparare.**
Press the safety against the material to be fastened to fire

- 1- Premere la sicura sul materiale da fissare.**
Press the safety against the material to be fastened.
- 2- Premere il grilletto per sparare.**
Press the trigger to fire

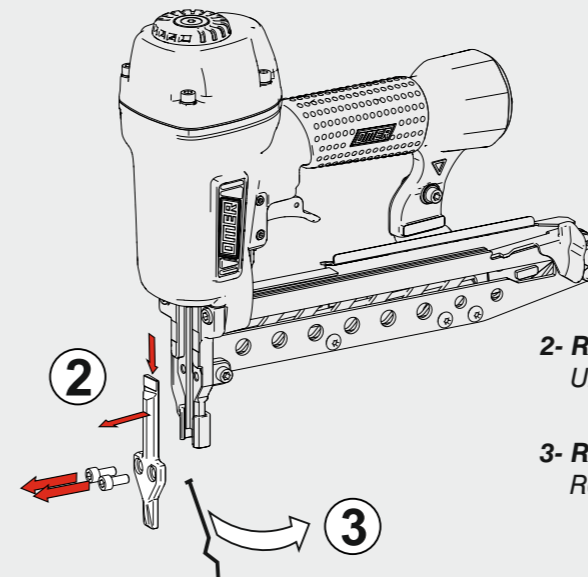
Disinceppamento - Jam clearing



Scollegare l'aria prima di procedere
Disconnect air supply before proceeding



- 1- Arretrare lo spingipunto fino al finecorsa e rimuovere i punti**
Pull the pusher backwards and remove fastener



- 2- Rimuovere le viti e sfilare la testina**
Unlock and remove nose plate

- 3- Rimuovere il punto inceppato**
Remove the jammed nail

- 4- Riasssemblare in ordine inverso ed eseguire il caricamento**
Reassemble in reverse order and load with fasteners