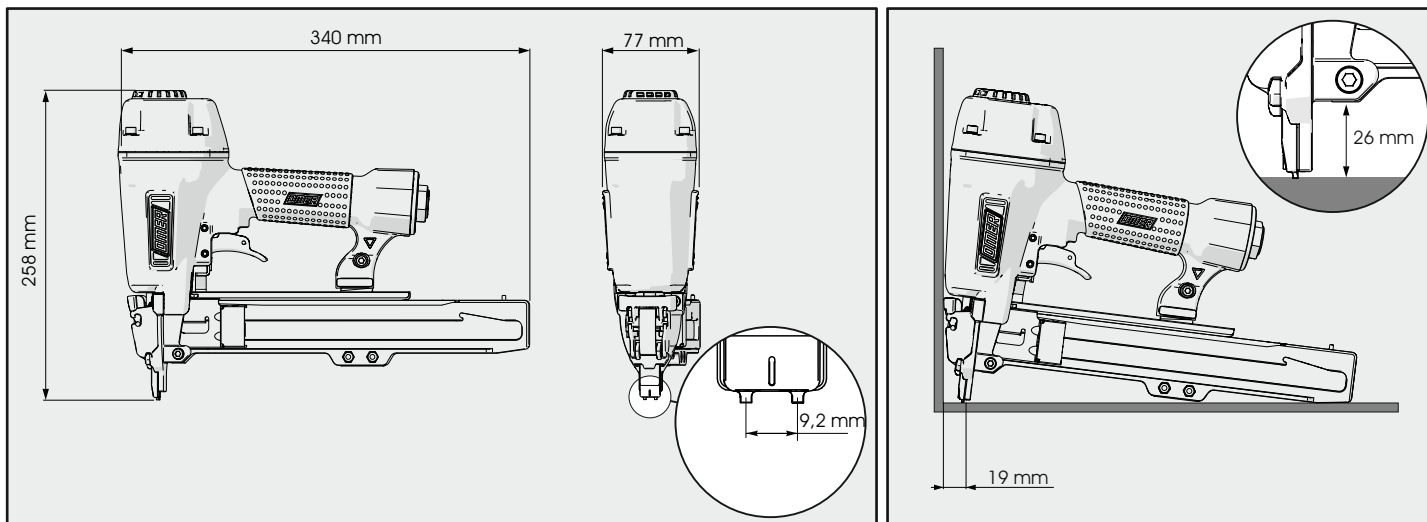



Dati tecnici - Technical data



Caratteristiche - Features



OMER®


Manuale d'uso, manutenzione e parti di ricambio
Use, maintenance and spare parts manual
Gebrauchsanweisung, Instandhaltungsrichtlinien und Ersatzteile
Manuel d'utilisation, entretien et pièces de rechange
Manual de uso, mantenimiento y repuestos
Εγχειρίδιο χρήσης, συντήρησης και ανταλλακτικών
Manual de utilização, manutenção e partes sobresselentes
Handleiding voor gebruik, onderhoud en reservedelslste
Brugsanvisning, vedligeholdelse og reservedelslste

Parte 2
Part 2
Teil 2
Partie 2
Part 2
2º Μερὸς
Parte 2
Deel 2
Del 2



700.740 NO-SAG

1748340_700740NOSAG_4 170714 IV



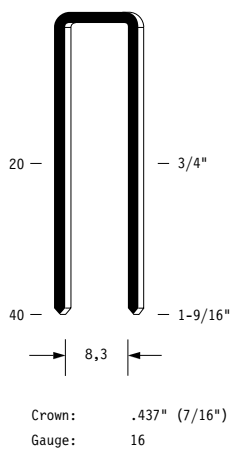
cod. 1748340

Dati tecnici Technical data Technische daten	Données techniques Datos tècnicos Τεχνικά χαρακτηριστικά	Dados tècnicos Technischegegevens Tekniske data
Misure impiegabili mm Usable lengths mm Gebrauchliche Längen mm	Mesures utilisable mm Medidas que se pueden emplear mm Διαστάσεις σε μμ	Medidas que se podem utilizar mm Te gebruiken engtes in mm Brugbare laengder i mm
Capacità caricatore n° punti Magazine capacity No. of fasteners Magazinkapazität Nägel	Capacité chargeur n° de points Capacidad cargador n° puntos Δυνατότητα γεμιστέρα, σπινδύτερος	Capacitade carregador n° pontos Capaciteit magazijn in aantal spijkers Kapacitet af magasin antal klemme
Pressione d'esercizio Working pressure Betriebsdruck	Pression de fonctionnement Presión de trabajo Πίεση λειτουργίας ατμ.	Pressao de trabalho Werkdruk Arbejds tryk bar
Consumo aria litri/colpo Air consumption litres/shot Luftverbrauch Liter/Schlag	Consommation air litre/coup Consumo aire-litros/golpe Καταναλοση αερα λ/ξτῶπημα	Consumo ar litro/golpe Luchtverbruik liter/schot Luftforbrug liter/skud
Peso kg Weight kg Gewicht kg	Poids kg Peso kg Βαρος κγ	Peso kg Gewicht in kg Vaegt kg
Dimensioni (AxBxH) mm Dimensions mm Größe mm	Dimension mm Dimensiones mm Δυνατότητα γεμιστέρα, σπινδύτερος	Dimencoes mm Afmetingen in mm Dimensioner mm
EN 12549 :1999 ISO 11201 :1995 Pressione sonora in pos. operatore Sound pressure at the workstation Lärmintensität am Arbeitsplatz	Pression acoustique près de l'opérateur Presión sonora en posición encargado Ακουστική πίεση στη θέση χειριστού	Intensidade sonora perto do operador Geluidssterkte op de werkplek Lydstyrke på operatorposten
EN 12549 :1999 ISO 3744 :1994 Potenza sonora emessa Emitted sound power Ausgestrahlte Lärmintensität	Puissance acoustique émise Potencia sonora emitida Ακουστική ισχυ	Potência sonora emitida Uitgestraalde geluidssterkte Udsendt lydstryke
EN 28662 :1992 ISO 5349 :1986 ISO 8662 -11 Valore medio ponderato di vibrazione sull'impugnatura Weighted mean value of vibration on the grip Mitteler Vibrationswert, am Griff Gemessen	Valeur moyenne pondérée de vibration mesurée sur la poignée Valor medio ponderado de vibracion medida en la empuñadura Μεσοσ ορος μετρησις κραδασμων στη χειρολαβη	Valor medio ponderado de vibracao medida no punho Gewogen gemiddelde vibratiewaarde Middelvaardi af vibrationer pa handtaget

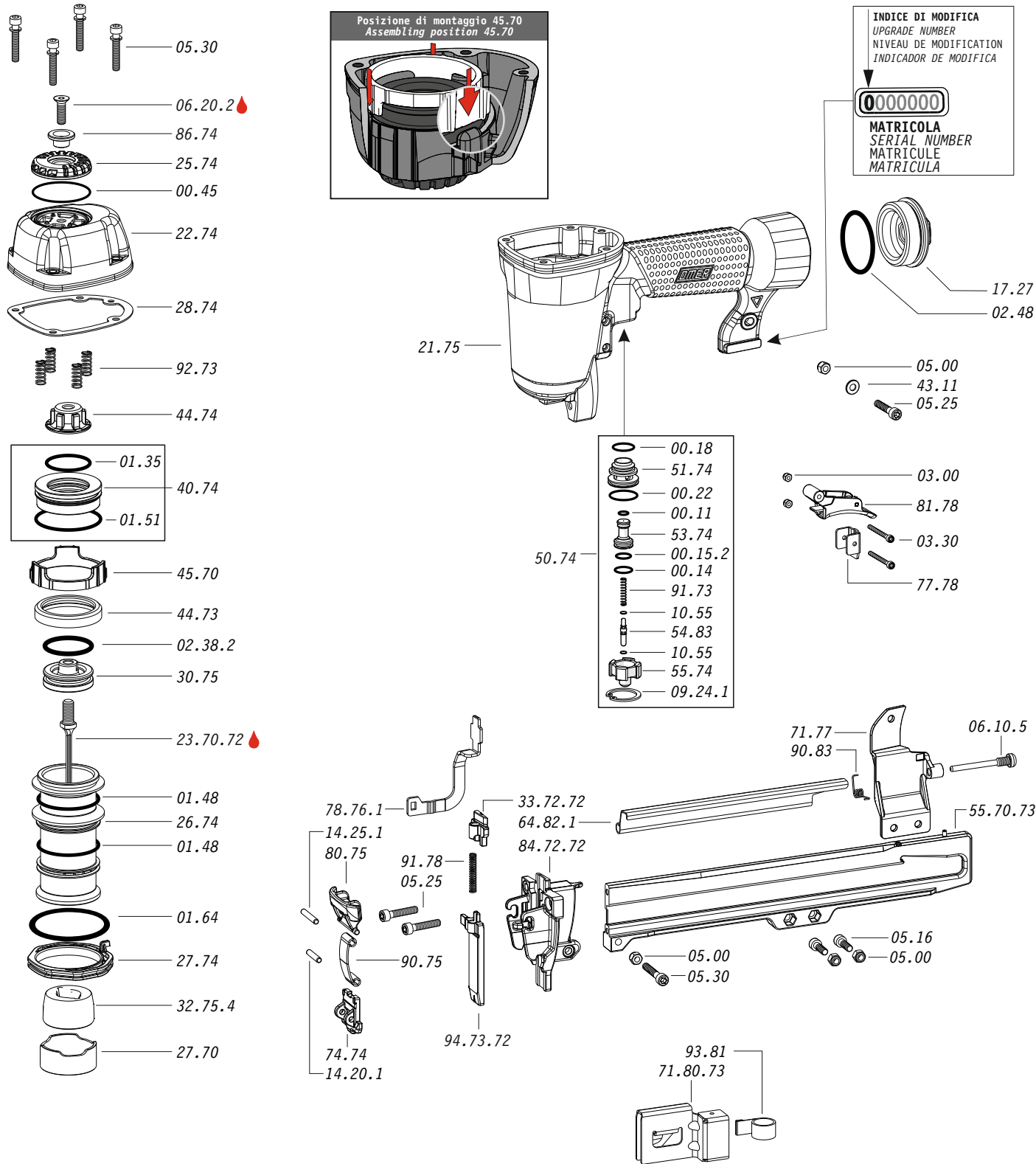
Tipo di punto
Type of fastener
Befestigungselement
Type d'agrafe
Tipo de punto
Τυπος κῶρφιου
Tipo de ponto
Type nietjes
Tilspændingstype

700

1,40x1,60

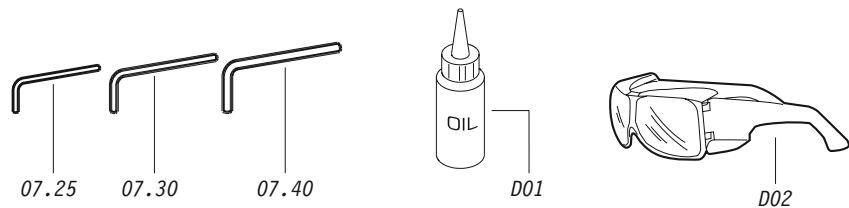


Parti di ricambio - Spare parts - Ersatzteile - Pièces de rechange - Piezas de repuesto
Ανταλλακτικά - Partes sobresselentes - Tabel te raadplegen - Reservedede



Apply Loctite 243

Dotazioni - Equipment - Ausrüstung - Équipements - Equipamiento - Παρεχόμενα
Equipamento - Uitrusting - Udstyr



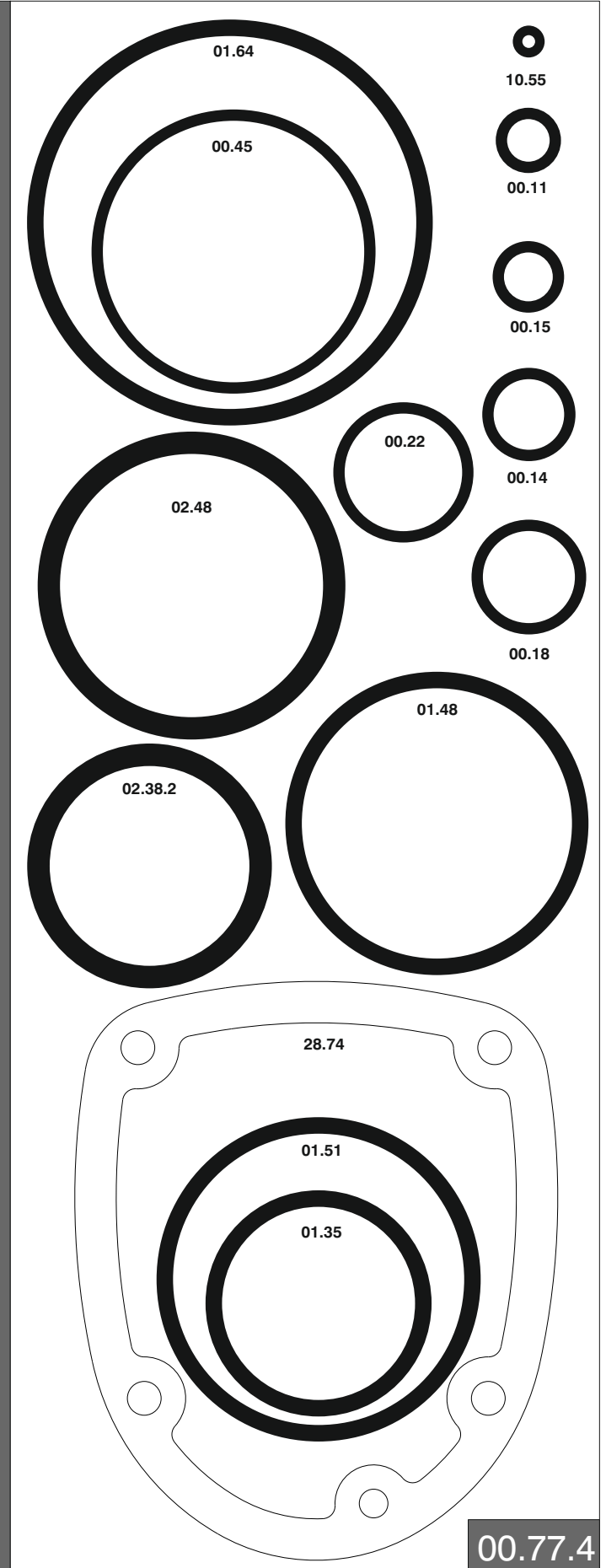
700.740 NO-SAG

cod. 1748340

Parti di ricambio - Spare parts - Ersatzteile - Pièces de rechange - Piezas de repuesto
Ανταλλακτικά - Partes sobresselentes - Tabel te raadplegen - Reservedede

Cod.	Descrizione	Description
00.11	O-Ring	O-Ring
00.14	O-Ring	O-Ring
00.15.2	O-Ring	O-Ring
00.18	O-Ring	O-Ring
00.22	O-Ring	O-Ring
00.45	O-Ring	O-Ring
01.35	O-Ring	O-Ring
01.48	O-Ring	O-Ring
01.51	O-Ring	O-Ring
01.64	O-Ring	O-Ring
02.38.2	O-Ring	O-Ring
02.48	O-Ring	O-Ring
03.00	Dado	Nut
03.30	Vite	Screw
05.00	Dado	Nut
05.16	Vite	Screw
05.25	Vite	Screw
05.30	Vite	Screw
06.10.5	Vite	Screw
06.20.2	Vite	Screw
07.25	Chiave esagonale	Hex. bar wrench
07.30	Chiave esagonale	Hex. bar wrench
07.40	Chiave esagonale	Hex. bar wrench
09.24.1	Anello elastico	Elastic ring
10.55	O-Ring	O-Ring
14.20.1	Spina	Pin
14.25.1	Spina	Pin
17.27	Tappo	Inlet cap
21.75	Corpo	Body
22.74	Testa	Head
25.74	Deflettore scarico	Exhaust deflector
26.74	Cilindro	Cylinder
27.70	Anello	Ring
27.74	Anello cilindro	Cylinder ring
28.74	Guarnizione testa	Head gasket
30.75	Pistone	Piston
32.75.4	Ammortizzatore	Bumper
40.74	Valvola completa	Valve assembled
43.11	Rondella	Washer
44.73	Guarnizione cilindro	Cylinder gasket
44.74	Ammortizzatore sup.	Upper bumper
45.70	Distanziale	Spacer
50.74	Pulsante completo	Trigger valve assy
51.74	Boccola servovalvola	Servo valve bushing
53.74	Pistone servovalvola	Servo valve piston
54.83	Pulsante	Trigger valve
55.74	Raccordo pulsante	Trigger valve bush
64.82.1	Carter	Guard
71.77	Reggicaricatore	Support
74.74	Staffa	Bracket
77.78	Guida sicura	Safety guide
78.76.1	Rinvio sicura	Safety rod
80.75	Grilletto chiusura	Trigger
81.78	Grilletto comando BF	BF Trigger
86.74	Boccola	Bushing
90.75	Molla	Spring
90.83	Molla	Spring
91.73	Molla	Spring
91.78	Molla	Spring
92.73	Molla	Spring
93.81	Molla	Spring
23.70.72	Battente	Driver
33.72.72	Guida battente	Driver Guide
55.70.73	Caricatore	Magazine
62.70.71	Carrello	Slider
71.80.73	Spingipunto	Pusher
84.72.72	Controtestina	Nose
94.73.72	Testina	Nose plate
D01	Bocchetta olio	Oiler
D02	Occhiali protettivi	Protective goggles

Guarnizioni - O-Rings - Dichtungen - Kits - O-Rings - Ασπινγκια - Kit O-Rings - Pakninger



1748340_700740NOSAG_4_170714_IV

700.740 NO-SAG

cod. 1748340

Indice di modifica
Upgrade number

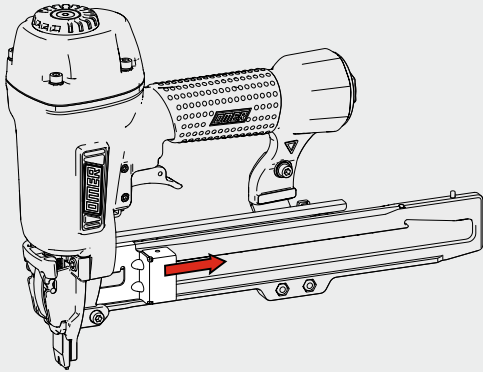
4

4360861

Caricamento - Loading

1- Arretrare lo spingipunto e agganciarlo al finecorsa

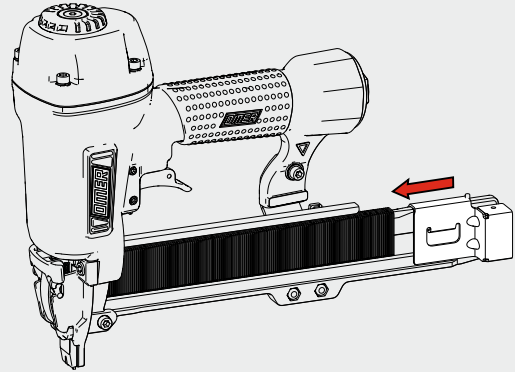
Pull the pusher backwards and lock it at the stop position at the end of the magazine



Non azionare MAI il grilletto comando o la testina scorrevole durante il caricamento.
NEVER pull the trigger or the sliding nose while loading magazine.

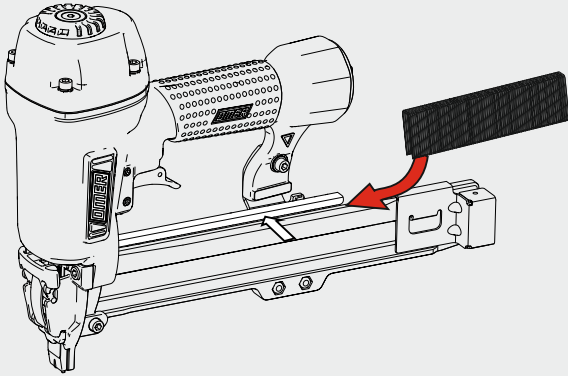
3- Rilasciare lo spingipunto

Release the pusher



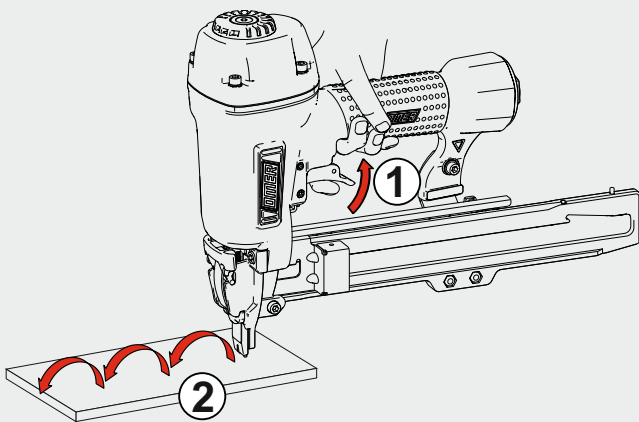
2- Aiutandosi con la stecca di graffe aprire il carter ed inserire i punti

With the aid of the strip of staples open the fastener guard and load fasteners



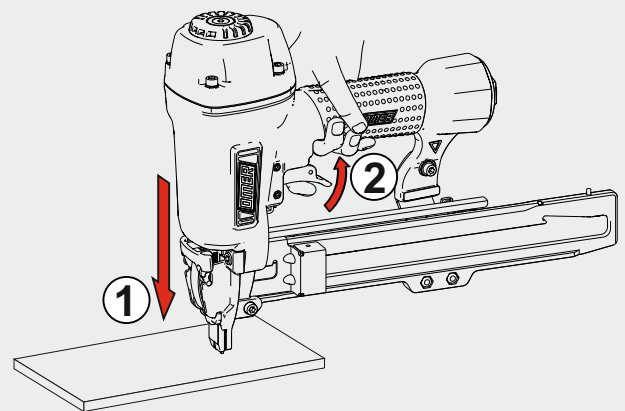
Funzionamento - Operating mode

Sparo a martello - Bump fire



1- Premere il grilletto e mantenerlo premuto.
Press and keep holding the trigger

2- Premere la sicura sul materiale da fissare per sparare.
Press the safety against the material to be fastened to fire



1- Premere la sicura sul materiale da fissare.
Press the safety against the material to be fastened.

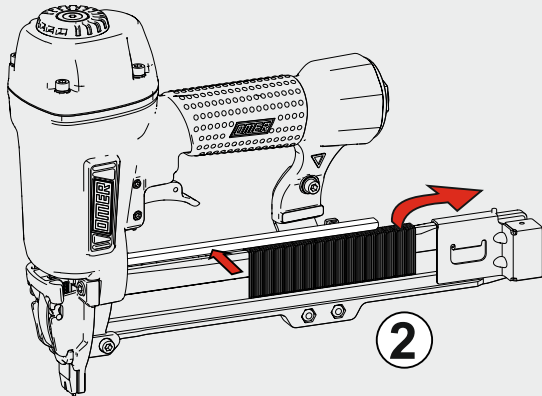
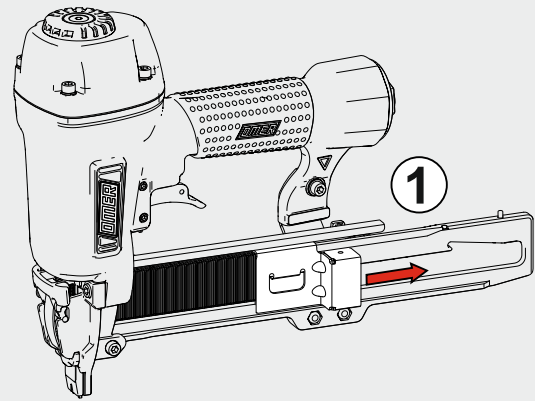
2- Premere il grilletto per sparare.
Press the trigger to fire

Disinceppamento - Jam clearing



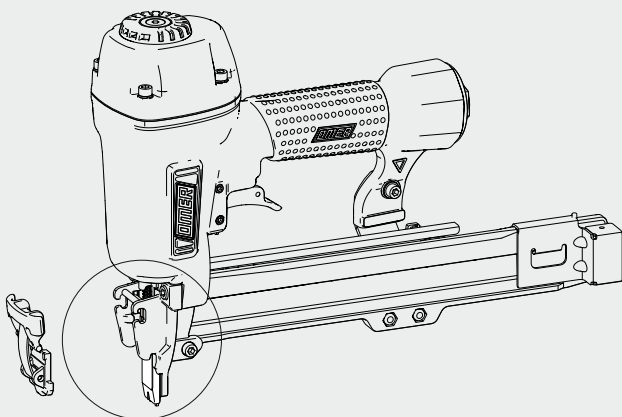
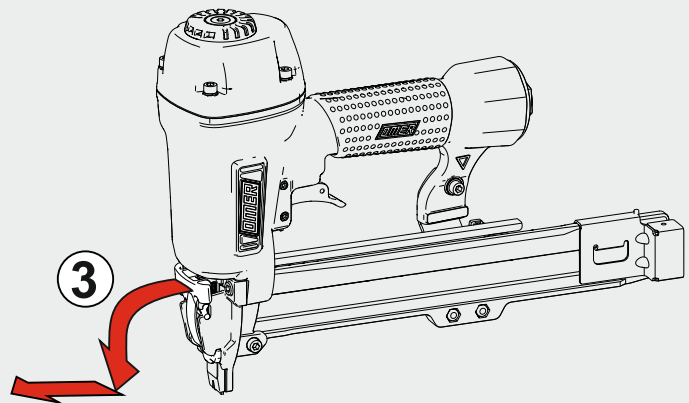
Scollegare l'aria prima di procedere
Disconnect air supply before proceeding

- 1- Arretrare lo spingipunto e agganciarlo al finecorsa**
Pull the pusher backwards and lock it at the stop position at the end of the magazine

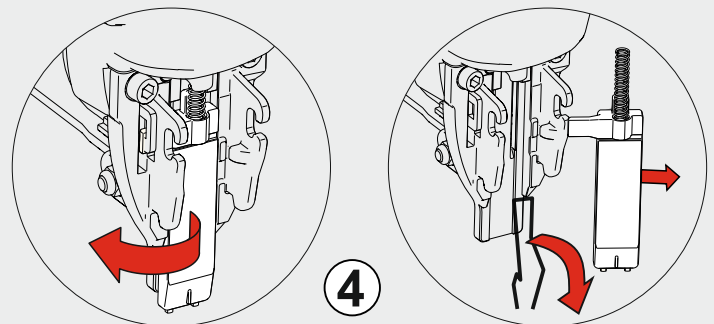


- 2- Aprire il carter e rimuovere i punti rimasti nel caricatore**
Open the fastener guard and remove staple from magazine

- 3- Sganciare e rimuovere la staffa che blocca la testina**
Unlock and remove the nose plate bracket



- 4- Rimuovere la testina per liberare il punto inceppato**
Remove nose to extract jammed staple



- 5- Riassemblare i componenti in ordine inverso ed eseguire il caricamento**
Reassemble in reverse order and load with fasteners