

Dati tecnici

Lubrificazione consigliata:

Olio per utensili pneumatici

Applicazioni:

Sostegni, fabbricazione pallet/casse, travature, coperture, strutture, sotto pavimento.

Sistema di funzionamento:

Grilletto-Duo (azionamento sequenziale singolo / azionamento a contatto)

Caricamento

1. Sbloccare la chiusura per aprire porta e caricatore.
2. Regolare il livello del caricatore in modo che i chiodi siano allineati con la linea guida.
3. Caricare i chiodi dall'alto del caricatore dentro il sistema di alimentazione.
4. Chiudere il caricatore e assicurarsi che il chiavistello sia chiuso correttamente.

Technical data

Recommended lubrications:

Pneumatic tool oil

Applications & suitability:

Cedar & derwood siding, sub-flooring, boxes, crates and other wooden assemblies.


Actuating system:

Combi-Trigger (single sequential actuation / contact actuation)

Filling the magazine

1. Release latch to open the door and magazine.
2. Adjust the level of the magazine base so that the nails will feed in line with guides.
3. Load nails onto pivot in the magazine and full forward so that the nails are inserted into the feeder mechanism.
4. On closing the magazine ensure the latch is closed properly.

195MCN2550_CN2550_021013 IV



Manuale d'uso, manutenzione e parti di ricambio Parte 2

Use, maintenance and spare parts manual Part.2

CN25.50

cod. 195MCN2550

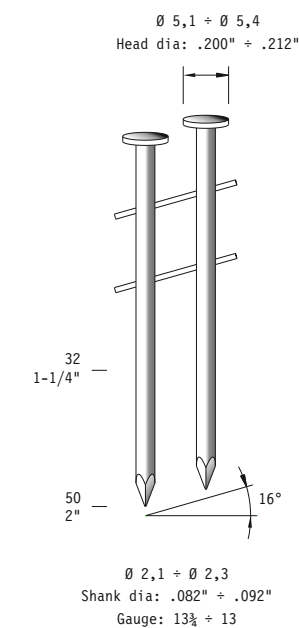
Indice di modifica
Upgrade number

A1

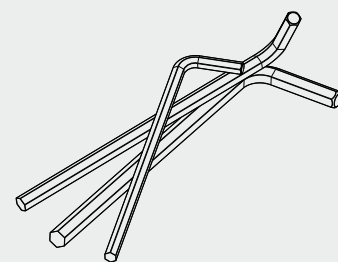
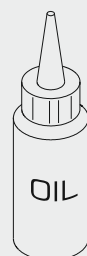
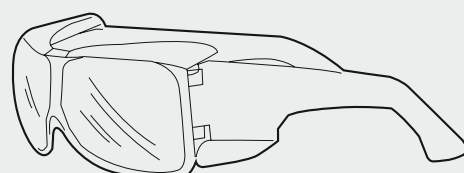
Misure impiegabili mm (inch) Usable lengths mm (inch)	32 ÷ 50 (1-1/4" ÷ 2")
Capacità caricatore n° punti Magazine capacity No. of fasteners	300 ÷ 350
Pressione d'esercizio bar (psi) Working pressure bar (psi)	5 ÷ 8 (70 ÷ 115)
Consumo aria litri/colpo a 7 bar Air consumption litres/shot at 7 bar	1,65
Peso kg Weight kg	2,00
Dimensioni (AxBxH) mm Dimensions mm	305x128x285
Pressione sonora Max A-Weighted surface impulse sound pressure level	87,1 dBA
Potenza sonora emessa Max A-Weighted impulse sound power level	99,4 dBA
Vibrazione Vibration	4,17 m/s²

Tipo di punto

Type of fastener



Dotazioni - Equipment

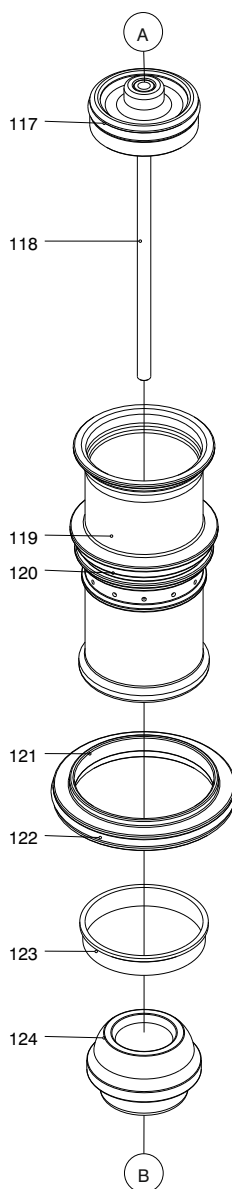
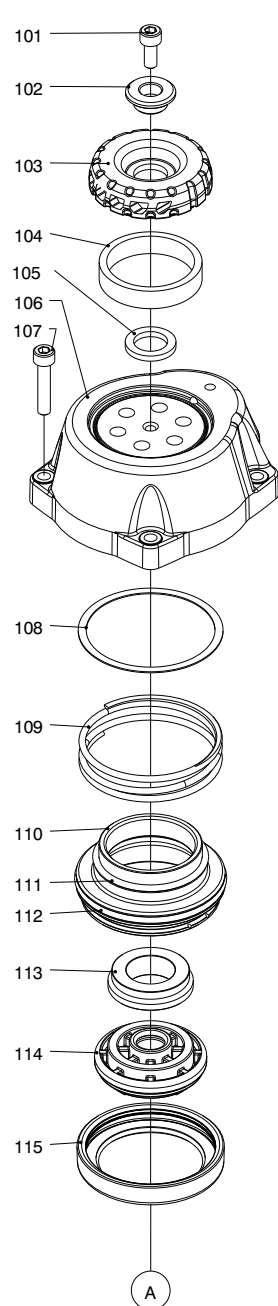


omer s.p.a.

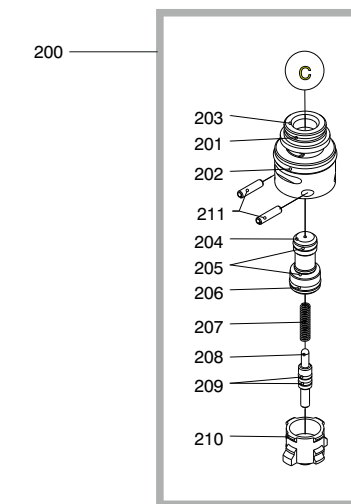
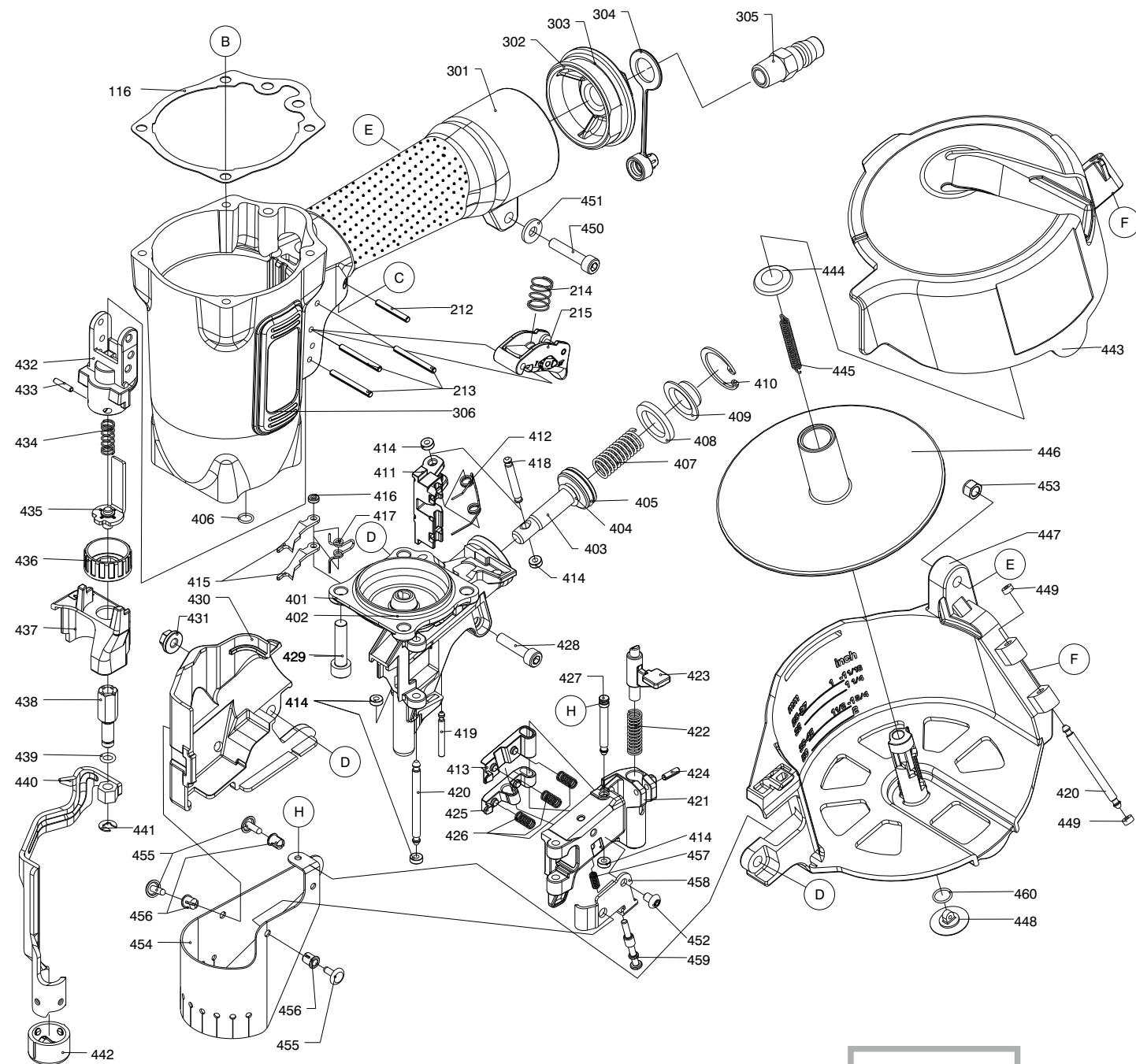
Via Foresto, 42 - 31058 SUSEGANA (TV) ITALY
Tel. 0438 455 318 Fax 0438 455 530
e-mail: omer@omer.it www.omer.it

Ref. No. Part No. Description

101	2MCN3165-A101	Hex. Soc. Hd. Bolt
102	2MCN3165-A102	Washer
103	2MCN3165-A103	Deflector
104	2MCN3165-A104	Muffler
105	2MCN3165-A105	Rubber Pad
106	2MCN2550-A106	Cap
107	2MCN3165-A107	Hex. Soc. Hd. Bolt
108	2MCN3165-A108	Washer
109	2MCN3165-A109	Compression Spring
110	2MCN3165-A110	Hd.Valve Piston
111	2MCN3165-A111	O-Ring
112	2MCN3165-A112	O-Ring
113	2MCN3165-A113	Seal Gasket
114	2MCN3165-A114	Seal
115	2MCN3165-A115	Collar
116	2MCN3165-A116	Packing
117	2MCN3165-A117	O-Ring
118	2MCN2550-A118	Driver Unit
119	2MCN2550-A119	Cylinder
120	2MCN3165-A120	O-Ring
121	2MCN2550-A121	Cylinder Spacer
122	2MCN3165-A122	O-Ring
123	2MCN3165-A123	Cylinder Ring
124	2MCN3165-A124	Bumper
200	2MCN3165-A200	Trigger Valve Unit
201	2MCN3165-A201	O-Ring
202	2MCN3165-A202	O-Ring
203	2MCN3165-A203	Plunger Cap
204	2MCN3165-A204	Valve Plunger
205	2MCN3165-A205	O-Ring
206	2MCN3165-A206	O-Ring
207	2MCN3165-A207	Spring
208	2MCN2550-A208	Plunger
209	2MCN3165-A209	O-Ring
210	2MCN3165-A210	Trigger Valve Head
211	2MCN3165-A211	Spring Pin
212	2MCN3165-A212	Spring Pin
213	2MCN3165-A213	Spring Pin
214	2MCN2550-A214	Spring
215	2MCN2550-A215	Trigger Unit
301	2MCN3165-A301	Gun Body Unit
302	2MCN3165-A302	End Cap
303	2MCN3165-A303	O-Ring
304	2MCN3165-A304	Dusty Cover
305	2MCN3165-A305	Air Plug
306	2MCN3165-A306	Protective Cushion
401	2MCN2550-A401	Nose Piece
402	2MCN3165-A402	O-Ring
403	2MCN3165-A403	Feed Piston
404	2MCN3165-A404	O-Ring
405	2MCN3165-A405	O-Ring
406	2MCN3165-A458	O-Ring
407	2MCN3165-A407	Spring A Compression
408	2MCN3165-A408	Feed Bumper
409	2MCN3165-A409	Feed Piston Cap
410	2MCN3165-A410	C-Ring
411	2MCN2550-A411	Feed Finger
412	2MCN3165-A412	Feed Finger Spring
413	2MCN2550-A413	Nail Stop
414	2MCN3165-A414	Pu Retainer
415	2MCN3165-A415	First Stopper Finger
416	2MCN3165-A416	Urethane Retainer
417	2MCN2550-A417	Spring
418	2MCN3165-A418	Pin Feed Piston
419	2MCN2550-A419	Pin-Nail Stop
420	2MCN3165-A449	Door Shaft Pin
421	2MCN2550-A421	Door
422	2MCN3165-A422	Latch Spring
423	2MCN3165-A423	Door Latch
424	2MCN3165-A424	Spring Pin
425	2MCN2550-A425	Spacer
426	2MCN3165-A426	Stopper Finger Sprin
427	2MCN2550-A427	Pin-Nail Stop
428	2MCN3165-A428	Hex. Soc. Hd. Bolt
429	2MCN3165-A429	Hex. Soc. Hd. Bolt
430	2MCN2550-A430	Safety Cover
431	2MCN3165-A431	Bolt Cap
432	2MCN3165-A432	Safety Guide
433	2MCN3165-A433	Spring Pin
434	2MCN3165-A434	Safety Spring
435	2MCN2550-A435	Safety B Unit
436	2MCN3165-A436	Adjust Axie
437	2MCN3165-A437	Cover-Safety
438	2MCN2550-A438	Adjust Rod



439	2MCN3165-A439	O-Ring
440	2MCN2550-A440	Safety A Unit
441	2MCN3165-A441	E-Ring
442	2MCN2550-A442	Protective Casing
443	2MCN2550-A443	Magazine Cover
444	2MCN3165-A444	Spring Base A
445	2MCN3165-A445	Pull Spring
446	2MCN3165-A446	Spacer
447	2MCN2550-A447	Magazine Case
448	2MCN3165-A448	Spring Base
449	2MCN3165-A450	Shaft Ring
450	2MCN3165-A451	Hex. Soc. Hd. Bolt
451	2MCN3165-A452	Flat Washer
452	2MCN2550-A452	Half Round Hd.Hex.Bolt
453	2MCN3165-A454	Lock Nut
454	2MCN2550-A454	Muzzle Protector
455	2MCN3165-A456	Fixed Pin
456	2MCN2550-A456	Fixed Ring
457	2MCN2550-A457	Spring
458	2MCN2550-A458	Nail Guide Cover
459	2MCN2550-A459	Rod
460	2MCN3165-A460	O-Ring



195MCN2550_CN2550_021013 IV

Parti di ricambio - Spare parts

CN25.50

cod. 195MCN2550

Indice di modifica
Upgrade number

A1

05126208